

21

CHERRYMAN

Verde | Amber | Jade | Ruby | Emerald | Accessories | Seating
Specification Guide | Price List
InStock Program
Effective Date: October 18, 2021

CHERRYMAN

Table of Contents

Terms & Conditions	4
Contact Information	6
Verde Collection Specifications	8
Verde Collection Configurations	12
Verde Collection Components	38
Amber Collection Specifications	46
Amber Collection Configurations	48
Amber Collection Components	73
Jade Collection Specifications	86
Jade Collection Configurations	88
Jade Collection Components	108
Ruby Collection Specifications	118
Ruby Collection Configurations	120
Ruby Collection Components	132
Emerald Collection Specifications	142
Emerald Collection Configurations	144
Emerald Collection Components	150
Accessories Specifications	158
Accessories Components	160
Seating	163
Seating Textiles	166

terms & conditions

InStock Program Availability & Lead time

The InStock Program refers to product made 'for stock' rather than 'made to order' with standard product inventory available in certain volume levels. Inventory is replenished on a regular basis. At times, product may not be available because of sales substantially exceeding the average historic volume.

Normally, Cherryman standard products are shipped within 5 business days, transit time is 2 to 5 business days depending on shipping destination.

Ordering

- An approved credit application is required to open an account with the Company to process an order. Orders can only be accepted from authorized customers in writing.
- Orders need to be submitted with complete information including requested ship dates other than the normal Cherryman products shipping times, which are within 5 business days.
- Orders with requested ship dates more than 14 days from the date order is received will not be accepted unless order is prepaid in full, which is then required to ship within 30 days from the date the order is received.
- any customer extensions beyond 30 days from the date the order is received will incur storage charges except COM order.

Order Acknowledgment

The Company sends acknowledgments on all orders. The Order Acknowledgment is the final agreement between the Company and the customer, superseding all previous communications regarding that order.

Customer's Own Material (COM) & Product Modifications

The customer is responsible for ensuring that the COM fabric is certified to meet all regulatory flame-retardant requirements. All COM seating fabric must, at minimum, meet CAL 117 requirements. If the customer requires the chair be tested to meet the fire safety standards of CAL 133, additional testing and information is required. The Company shall have no responsibility for the condition, quality, value, performance, physical properties, or any other aspects of the COM.

The Company shall have no liability for any damages, injuries, or losses to the customer or to any third party that shall be caused by any COM or product modification, and the customer shall hold the Company harmless for all liability.

Back Orders

In the event an item is not available, the following options are available and need to be confirmed in writing:
Option 1: Hold order until back order is available through regular inventory replenishment for the regional distribution center where the customer is located.
Option 2: Partial ship available product and ship back order items when product becomes available.
Customer is responsible for minimum freight charge for both the initial partial shipment and subsequent back order shipments if applicable.
Option 3: Request transfer of back ordered items from an alternate regional distribution center. Customer is responsible for the additional freight costs associated with the transfer.

Pricing

Pricing is based on the list price at the time the purchase order is received.

Price Adjustments

In general, in the event of a price adjustment, orders received prior to the price adjustment but not shipped before the price adjustment effective date may be subject to adjusted pricing.

Zone Pricing

Standard program pricing is based on orders shipped to a destination within the state the customer is located. Pricing may vary to a destination outside the state the customer is located based on the freight cost structure.

Minimum Freight & Accessorial Charges

Cherryman product is delivered through partner carriers who require minimum freight and accessorial charges. Minimum freight cost may vary shipping to a destination within the state or outside the state the customer is located. Customers need to indicate the following delivery requirements upon order placement to acknowledge the additional accessorial costs in advance. If the information is not provided in advance but is required in order to complete the delivery, the accessorial charges will be billed to the customer after the delivery is completed.

- liftgate \$75 net
- inside delivery \$75 net
- residential delivery \$160 net
- non-commercial delivery \$125 net
- limited access delivery \$175 net
- call before delivery \$10 net

rates are subject to change without prior notice.

Cancellation and Order Changes

Standard InStock Program

Cancellations or revisions will not be accepted once the order has been entered.

Special Order Program

Cancellations or revisions of customized product special orders will not be accepted once the order has been entered, customer will be responsible for the total invoice value.

Returns

Product returns will not be accepted once the order has been shipped based on commercial furniture industry standard.

Special Order Program

Once the production of special orders is complete, products must be shipped within 2 weeks or additional storage charges will apply, if the product is not shipped after 4 weeks, the customer will be responsible for the total invoice value and product may be forfeited.

terms & conditions

Claims

The Company does not cover the costs of transportation or labor for claims.

Freight Damage & Refusals | Shortages

Customer must make a notation on the Delivery Receipt for product freight damages or shortages, otherwise the claim will not be approved as such claim will not be accepted by the freight carrier based on industry standard.

Customer needs to file the freight damage claim with photos of damaged cartons through the website within 15 calendar days of receipt of goods or the claim will not be approved based on carriers' requirements.

Concealed Damage & Manufacturing Defect

Customer needs to file the claim within 30 calendar days of receipt of goods or the claim will not be approved.

Customer must attach photos of each product item and corresponding carton and file the claims through the website.

The claim may not be approved if the product is moved from the original 'ship to' location.

Container Purchase

For container purchases the claims for damages, shortages and manufacture defect must be filed through the website within 30 calendar days of receipt of goods or the claim will not be approved.

The claim may not be approved if the product is moved from the original 'ship to' location.

Limited Lifetime Warranty

Cherryman (hereafter referred to as the Company) warrants to the original purchaser that products will be free from defects in design, material and workmanship under normal commercial use and care. The normal commercial use for seating is defined as a single shift (standard 8 hours per day, 5 days per week) by a person weighing less than 250 lbs. All products are covered by the Limited Lifetime Warranty with the exception of the items below:

10 Year Warranty

- Wood casegoods
- Wood seating
- Glass product
- Seating controls
- Computer monitor arms

5 Year Warranty

- Pneumatic cylinders & casters
- Power modules and electrical components
- LED task lights
- Electric height-adjustable bases (including memory control)
- Fabric, foam, knit back, mesh and plastic

Warranty exclusions

- Product abuse or misuse
- User modification of or attachments to the product
- Failure resulting from normal wear and tear
- Products or parts not used, maintained or installed in accordance with the Company's installation, maintenance and/or applicable guidelines

- Products that are exposed to extreme environmental conditions and/or have been subject to improper storage
- Floor samples or display models
- Products purchased 'as is' or pre-owned
- Products sold by unauthorized dealers
- Creasing and/or gathering of textiles during upholstery
- Minor irregularities of color, surface, grain, and texture
- Minor variations of color in textiles
- Color-fastness or color matching of textiles exactly to samples, swatches or prior purchases
- Variations of texture and natural markings such as neck wrinkles, scratches, backbone marks and stretch marks in leather
- Customer's own materials (COM) selected by and used at the request of the user
- Products used for rental purposes
- Damage caused by cleaning chemicals
- Dye transfer caused by external contaminants (including clothing and accessory dyes such as those used on denim jeans) may migrate to lighter colors. This phenomenon is increased by humidity and temperature and is irreversible

The Company will repair or replace with a comparable product, at its option at no charge to the original purchaser, only for defective products or parts found defective during the Warranty Period. **The Company's warranty does not cover the costs of transportation or labor.** If requested by the Company, the original purchaser must return the part or product with freight or other shipping charges prepaid. This warranty shall be effective for the applicable time period beginning from the date of purchase as shown on original purchaser's receipt.

Once products or parts have been repaired or replaced, the warranty period shall remain effective for the applicable time period beginning from the date of purchase as shown on original purchaser's receipt.

Limitation of Liability

Under no circumstance, including but not limited to breach of contract, breach of warranty or negligence, shall the Company be liable for lost profits, loss of goodwill, stored data, general, special, consequential or exemplary damages, even if the Company had notice of these damages or they were foreseeable. The Company's liability in all cases shall be limited to repair or replacement of the defective parts, or credit for the original purchase price of the product. Damages resulting from misuse, abuse, alteration, negligence, or accidents are not covered under this warranty.

Except as otherwise provided, the Company makes no other warranties, expressed or implied, including but not limited to the warranties of merchantability and fitness for a particular purpose.

Warranty Requests

All warranty requests should be made through distributors and dealers where the product was purchased.

Disclaimer

Prices shown are list prices. The Company reserves the right to correct any typographical errors at any time and make product changes without prior notice.

Measurements listed in price book are rounded off. Please contact customer service for exact measurements.

12/07/2020

Contact Information

General Inquiries

Tel: 888.471.1616

Email: info@cherrymanindustries.com

CHERRYMAN | Headquarters

2100 E. Grand Ave, Suite 600

El Segundo, CA 90245

Business Hours: 8:30am – 5:00pm (PST)

Tel: 888.471.1616



CHERRYMAN | West

HI, WA, OR, ID, MT, WY, CA, NV, UT, AZ,

Western Canada

13611 Jurupa Ave

Fontana, CA 92337

Business Hours: 8:30am – 5:00pm (PST)

Will Call Hours: 8:30am – 4:00pm (PST)

Tel: 888.471.1616

Order Fax: 888.738.7047

Order Email: orderca@cherrymanindustries.com

Claims Email: claimscs@cherrymanindustries.com

CHERRYMAN | South Central

TX, NM, CO, OK, AR, LA

4053 Grand Lakes Way, Suite 100

Grand Prairie, TX 75050

Business Hours: 8:30am – 5:00pm (CST)

Will Call Hours: 8:30am – 4:00pm (CST)

Tel: 888.471.1616

Order Fax: 888.910.1160

Order Email: ordertx@cherrymanindustries.com

Claims Email: claimstx@cherrymanindustries.com





Fontana CA (Western)



Dallas TX (South Central)



Chicago IL (Midwest)



Atlanta GA (Southeast)



Logan Township NJ (Northeast)

CHERRYMAN | Mid West

KS, NE, ND, SD, MN, WI, IL, MI, IN, KY, OH, WV, IA, MO, Central Canada
2413 Prospect Drive, Suite 151
Aurora, IL 60502

Business Hours: 8:30am – 5:00pm (EST)

Will Call Hours: 8:30am – 4:00pm (EST)

Tel: 888.471.1616

Order Fax: 888.738.7046

Order Email: orderil@cherrymanindustries.com

Claims Email: claimsil@cherrymanindustries.com

CHERRYMAN | South East

TN, MS, AL, GA, SC, NC, FL
2000 Buford Mill Drive, Building 200
Buford, GA 30519

Business Hours: 8:30am – 5:00pm (EST)

Will Call Hours: 8:30am – 4:00pm (EST)

Tel: 888.471.1616

Order Fax: 888.217.0173

Order Email: orderga@cherrymanindustries.com

Claims Email: claimsga@cherrymanindustries.com

CHERRYMAN | North East

ME, NH, VT, MA, RI, CT, NY, NJ, PA, DE, MD, VA Eastern Canada
2100 Center Square Road, Suite 300
Logan Township, NJ 08085

Business Hours: 8:30am – 5:00pm (EST)

Will Call Hours: 8:30am – 4:00pm (EST)

Tel: 888.471.1616

Order Fax: 888.575.2060

Order Email: ordernj@cherrymanindustries.com

Claims Email: claimsnj@cherrymanindustries.com



Verde



Specifications

Thermofused Laminate

CHERRYMAN laminates are selected from premium grade qualities. VERDE WoodTouch is offered in two laminate bamboo grain finishes:

ESP	Laminate Espresso
LAT	Laminate Latte

Samples

CHERRYMAN provides samples for all laminates and textiles.

Construction. tops and support panels

Tops and support panels are 1" thick. Both tops and panels use a 3 ply balanced construction. All support panels include adjustable levelers.

Construction. cases

All cases are constructed utilizing 3 ply balanced panels. Adjustable levelers are provided in all Storage cases.

Construction. drawers

Drawers are constructed utilizing 3 ply balanced panels with the outer plys in a natural amber bamboo colored laminate. All drawers are fitted with full extension, metal ball bearing slides. File drawers are provided with a filing system accommodating both letter and legal filing.

Locks

All pedestals and laterals with drawers include a front mounted gang lock with a removable lock core. All units are keyed alike. Requests for different keying can be accommodated for an upcharge.

Pulls

The VERDE. WoodTouch Laminate Collection pull is finished in a satin anodized aluminum finish.

Grommets

Grommets for cables are provided in desks, bridges, returns and credenzas.

Heights

Desks | Tables | Returns | Bridges | Credenzas: 28 ¾"

Credenza with Hutch | Vertical Storage: 67 7/8"

Reception: 42"

Weight Capacities

Bookcase Shelves [36" wide]: 110 lbs.

Hutch [66" wide]: 200 lbs.

Hutch [72" wide]: 220 lbs.

Environmental Status

VERDE embodies CHERRYMAN's continuing environmental progress. It is designed to meet BIFMA guidelines with the following features to reduce environmental impact:

- CARB compliant cores
- Greenguard certification
- Cores manufactured from recycled material
- Recyclable aluminum and glass

Product Assembly

CHERRYMAN product is shipped in a *Pre Assembled* and *Ready to Assemble* state. The carton count for each product is provided in the Reference Table sections.

The following items are *Ready to Assemble* with the aid of cam lock connectors and other connecting hardware used in pre-drilled holes:

desks
returns / bridges
bridge credenzas / kneespace credenzas
door Storage
tower Storage
bookcases
hutch Storage
conference tables

The following items are *Pre Assembled* requiring placement only:

pedestal Storage
lateral Storage
presentation boards
organizer 18
pencil drawer

Product Ordering

In this specification guide, product is divided into a *Configurations*, a *Components* and a *Seating* section. For ease of ordering with one product number, the *Configurations* section lists complete units and includes:

Desks
Credenzas
L Desks
U Desks
U Stations
Desk Stations

The *Components* section enables the ordering of individual items where alternate Storage choices and / or alternate sizes of units offered in the *Configurations* section are required. This section includes:

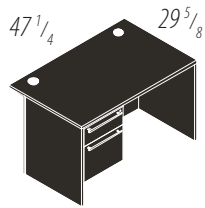
desk shells and sets
return shells and sets
bridges
credenza shells and sets
pedestal Storage
lateral Storage
hutch Storage
vertical Storage
bookcases
conference tables
occasional tables
accessories

Lounge Chairs

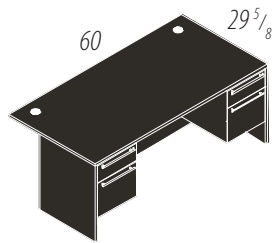
Lounge chairs are constructed of solid hardwood frames covered with foam. The chairs are upholstered in a black synthetic leather textile.

Product Code	Page	Weight lbs.	Cubic ft.	Cartons	Product Code	Page	Weight lbs.	Cubic ft.	Cartons
VL-601	13	159	8.85	4	VL-655	17	497	36.79	7
VL-602	13	220	14.36	5	VL-656	17	512	37.03	7
VL-603	13	224	14.66	5	VL-721	18	348	19.79	8
VL-604	13	242	15.52	5	VL-722	18	362	20.06	8
VL-605	13	235	18.85	3	VL-723	18	387	26.16	8
VL-606	13	240	19.15	3	VL-724	18	400	26.43	8
VL-607	13	257	20.02	3	VL-725	18	413	29.58	8
VL-608	13	239	15.52	5	VL-726	18	427	29.86	8
VL-609	13	254	20.02	3	VL-673	19	562	28.20	11
VL-751	13	366	22.99	5	VL-674	19	577	28.43	11
V540L	14	114	4.20	1	VL-675	19	580	32.92	9
V827L	14	142	18.20	1	VL-676	19	596	33.15	9
VL-612	14	215	13.92	5	VL-677	20	574	32.69	9
VL-613	14	221	14.15	5	VL-678	20	589	32.93	9
VL-614	14	229	18.41	3	VL-679	20	642	43.27	9
VL-615	14	236	18.65	3	VL-680	20	657	43.51	9
VL-616	14	312	12.03	3	VL-727	21	532	32.12	10
VL-617	14	339	25.70	3	VL-728	21	546	32.39	10
VL-618	14	367	39.36	3	VL-729	22	490	25.09	10
VL-619	15	316	18.18	7	VL-730	22	504	25.33	10
VL-620	15	332	18.41	7	VL-731	23	850	59.54	12
VL-621	15	329	21.88	5	VL-732	23	865	59.78	12
VL-622	15	344	22.11	5	VL-691	24	763	42.04	11
VL-716	15	313	18.18	7	VL-692	24	778	42.28	11
VL-624	15	328	18.41	7	VL-733	25	843	57.53	12
VL-625	15	325	21.88	5	VL-734	25	859	57.77	12
VL-626	15	341	22.11	5	VL-735	26	831	51.69	14
VL-717	15	251	14.05	7	VL-736	26	837	51.96	14
VL-718	15	266	14.28	7	VL-737	27	759	40.14	14
VL-719	15	261	16.37	6	VL-738	27	773	40.38	14
VL-720	15	277	16.61	6	VL-703	28	769	65.86	8
VL-644	16	466	26.90	6	VL-704	28	1,002	63.94	14
VL-645	17	420	21.94	9	VL-705	29	735	51.97	8
VL-646	17	435	22.18	9	VL-739	29	751	40.74	11
VL-647	17	435	26.44	7	VL-707	30	965	56.40	15
VL-648	17	451	26.67	7	VL-743	30	550	34.96	9
VL-649	17	500	36.79	7	VL-744	31	861	58.02	12
VL-650	17	516	37.03	7	VL-745	31	827	51.14	14
VL-651	17	416	21.94	9	VL-746	32	834	65.70	20
VL-652	17	432	22.18	9	VL-747	32	824	50.88	14
VL-653	17	432	26.44	7	VL-748	33	607	48.04	14
VL-654	17	447	26.67	7	VL-749	33	568	36.33	10

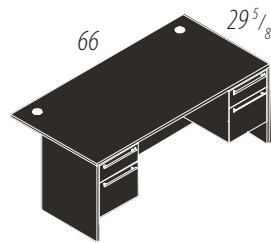
Product Code	Page	Weight lbs.	Cubic ft.	Cartons
VL-750	34	420	32.49	10



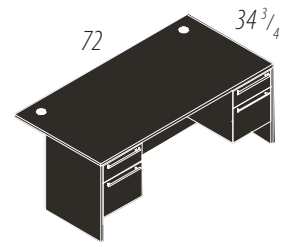
Desk. rectangular | suspended ped
VL-601N. ESP \$1,443
VL-601N. LAT



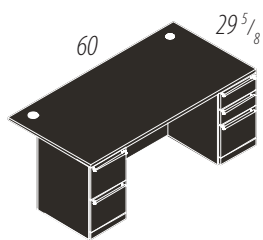
Desk. rectangular | suspended peds
VL-602N. ESP \$2,218
VL-602N. LAT



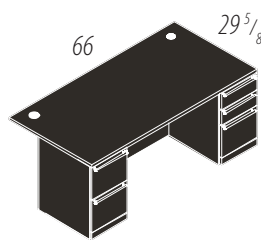
Desk. rectangular | suspended peds
VL-603N. ESP \$2,248
VL-603N. LAT



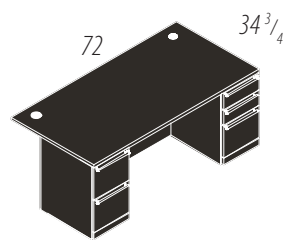
Desk. rectangular | suspended peds
VL-604N. ESP \$2,509
VL-604N. LAT



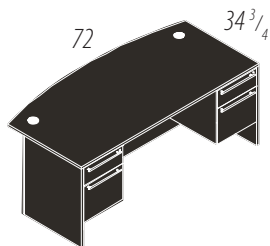
Desk. rectangular | ped. 2F / ped. 2B1F
VL-605N. ESP \$2,703
VL-605N. LAT



Desk. rectangular | ped. 2F / ped. 2B1F
VL-606N. ESP \$2,733
VL-606N. LAT

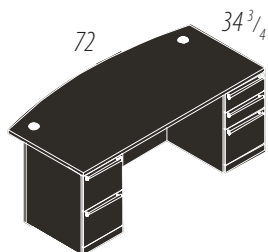


Desk. rectangular | ped. 2F / ped. 2B1F
VL-607N. ESP \$2,994
VL-607N. LAT

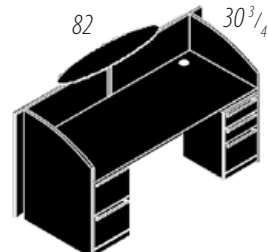


Desk. bowfront | suspended peds
VL-608N. ESP \$2,509
VL-608N. LAT

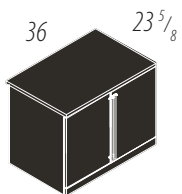
offered with 20" full peds ONLY



Desk. bowfront | ped. 2F / ped. 2B1F
VL-609N. ESP \$2,994
VL-609N. LAT

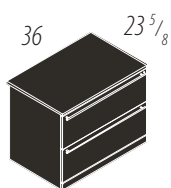


Desk. reception | ped. 2F / ped. 2B1F
VL-751N. ESP \$3,814
VL-751N. LAT



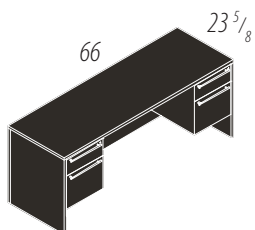
Storage.Cab | 2D
V540LE
V540LL

\$1,063



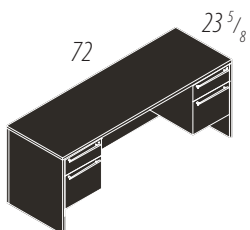
Storage.Lat | 2F
V827LE
V827LL

\$1,568



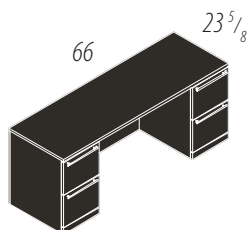
Credenza.kneespace | suspended peds
VL-612N. ESP
VL-612N. LAT

\$2,258



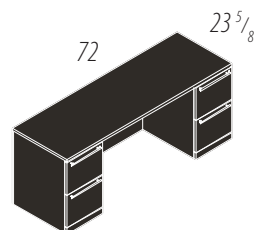
Credenza.kneespace | suspended peds
VL-613N. ESP
VL-613N. LAT

\$2,304



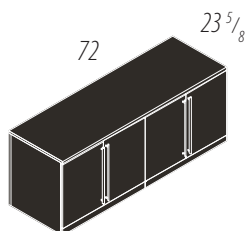
Credenza.kneespace | full height peds
VL-614N. ESP
VL-614N. LAT

\$2,686



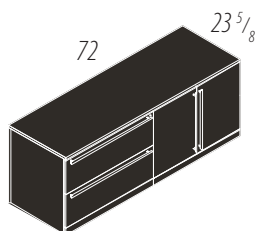
Credenza.kneespace | full height peds
VL-615N. ESP
VL-615N. LAT

\$2,732



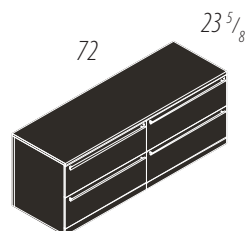
Credenza | 2D / 2D
VL-616N. ESP
VL-616N. LAT

\$2,732



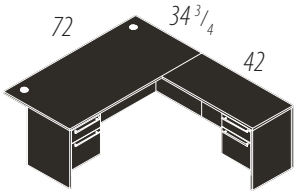
Credenza | 2F / 2D
VL-617N. ESP
VL-617N. LAT

\$3,237



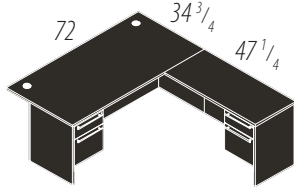
Credenza | 2F / 2F
VL-618N. ESP
VL-618N. LAT

\$3,742



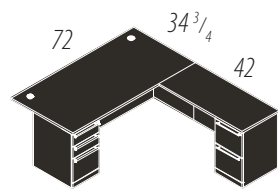
L or R

L Desk. rectangular | suspended peds
VL-619N. ESP \$3,063
VL-619N. LAT



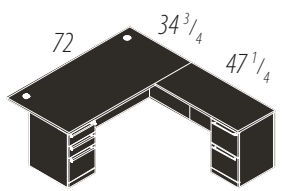
L or R

L Desk. rectangular | suspended peds
VL-620N. ESP \$3,115
VL-620N. LAT



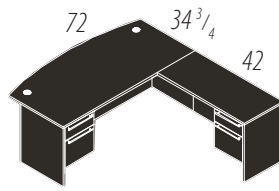
L or R

L Desk. rectangular | ped. 2B1F / ped. 2F
VL-621N. ESP \$3,334
VL-621N. LAT



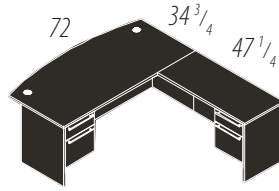
L or R

L Desk. rectangular | ped. 2B1F / ped. 2F
VL-622N. ESP \$3,386
VL-622N. LAT



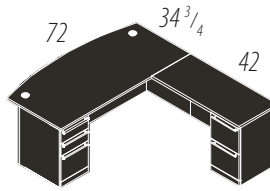
L or R

L Desk. bowfront | suspended peds
VL-716N. ESP \$3,063
VL-716N. LAT



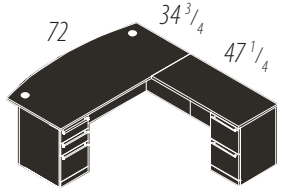
L or R

L Desk. bowfront | suspended peds
VL-624N. ESP \$3,115
VL-624N. LAT



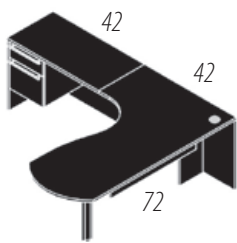
L or R

L Desk. bowfront | ped. 2B1F / ped. 2F
VL-625N. ESP \$3,334
VL-625N. LAT



L or R

L Desk. bowfront | ped. 2B1F / ped. 2F
VL-626N. ESP \$3,386
VL-626N. LAT



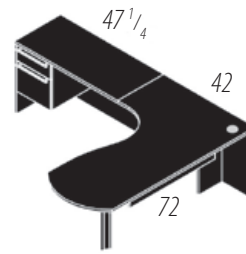
Left

L Desk. arcEnd | T panel / susp. ped.
VL-717L. ESP \$2,925
VL-717L. LAT



Right

L Desk. arcEnd | T panel / susp. ped.
VL-717R. ESP \$2,925
VL-717R. LAT



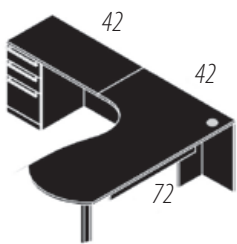
Left

L Desk. arcEnd | T panel / susp. ped.
VL-718L. ESP \$2,977
VL-718L. LAT



Right

L Desk. arcEnd | T panel / susp. ped.
VL-718R. ESP \$2,977
VL-718R. LAT



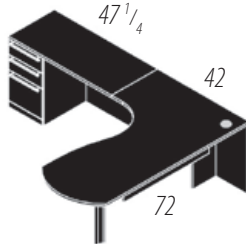
Left

L Desk. arcEnd | T panel / ped. 2B1F
VL-719L. ESP \$2,979
VL-719L. LAT



Right

L Desk. arcEnd | T panel / ped. 2B1F
VL-719R. ESP \$2,979
VL-719R. LAT



Left

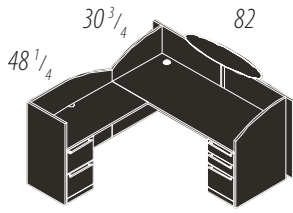
L Desk. arcEnd | T panel / ped. 2B1F
VL-720L. ESP \$3,031
VL-720L. LAT



Right

L Desk. arcEnd | T panel / ped. 2B1F
VL-720R. ESP \$3,031
VL-720R. LAT

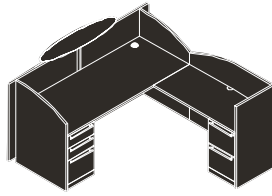
offered with 20" full peds ONLY



Left

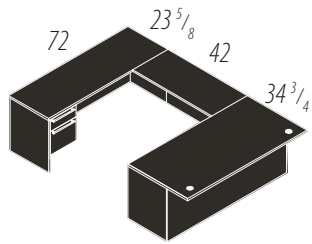
L Desk. reception | ped. 2B1F / ped. 2F
VL-644L. ESP \$4,653
VL-644L. LAT

offered with 20" full peds ONLY



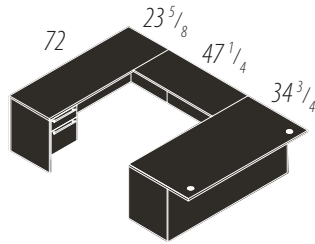
Right

L Desk. reception | ped. 2B1F / ped. 2F
VL-644R. ESP \$4,653
VL-644R. LAT



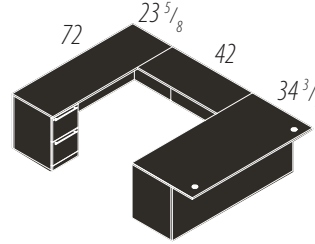
Lor R

U Desk. rectangular | suspended peds
VL-645N. ESP \$3,896
VL-645N. LAT



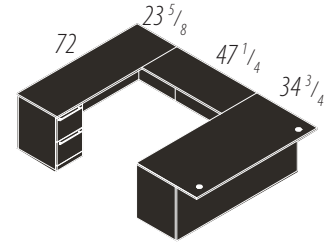
Lor R

U Desk. rectangular | suspended peds
VL-646N. ESP \$3,953
VL-646N. LAT



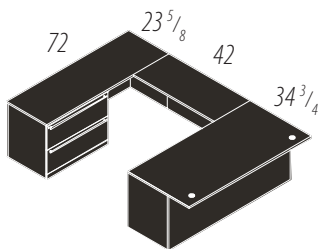
Lor R

U Desk. rectangular | ped. 2B1F / ped. 2F
VL-647N. ESP \$4,381
VL-647N. LAT



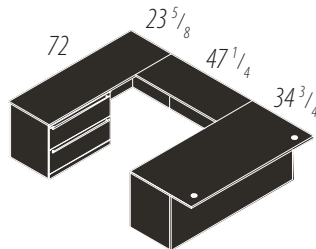
Lor R

U Desk. rectangular | ped. 2B1F / ped. 2F
VL-648N. ESP \$4,438
VL-648N. LAT



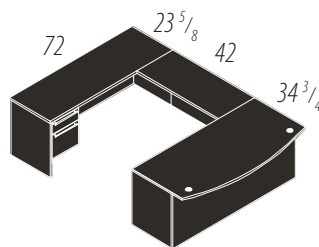
Lor R

U Desk. rectangular | ped. 2B1F / lat. 2F
VL-649N. ESP \$4,886
VL-649N. LAT



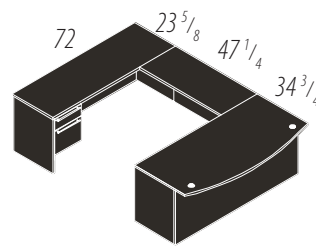
Lor R

U Desk. rectangular | ped. 2B1F / lat. 2F
VL-650N. ESP \$4,943
VL-650N. LAT



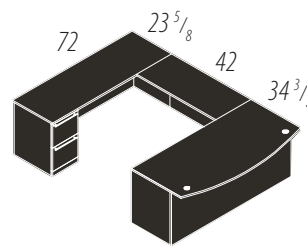
Lor R

U Desk. bowfront | suspended peds
VL-651N. ESP \$3,896
VL-651N. LAT



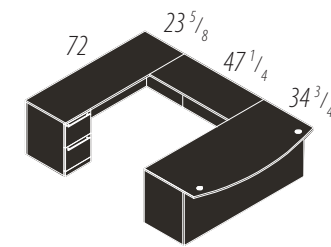
Lor R

U Desk. bowfront | suspended peds
VL-652N. ESP \$3,953
VL-652N. LAT



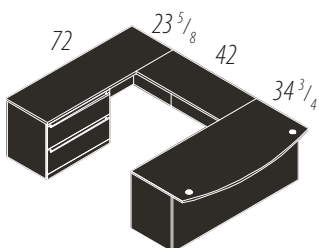
Lor R

U Desk. bowfront | ped. 2B1F / ped. 2F
VL-653N. ESP \$4,381
VL-653N. LAT



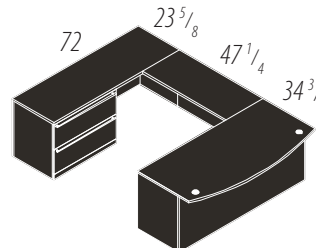
Lor R

U Desk. bowfront | ped. 2B1F / ped. 2F
VL-654N. ESP \$4,438
VL-654N. LAT



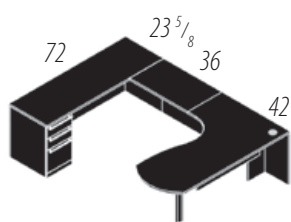
Lor R

U Desk. bowfront | ped. 2B1F / lat. 2F
VL-655N. ESP \$4,886
VL-655N. LAT



Lor R

U Desk. bowfront | ped. 2B1F / lat. 2F
VL-656N. ESP \$4,943
VL-656N. LAT



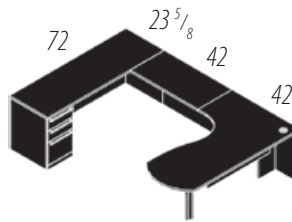
Left

U Desk. arcEnd | T panel / ped. 2B1F
VL-721L. ESP \$3,973
 VL-721L. LAT



Right

U Desk. arcEnd | T panel / ped. 2B1F
VL-721R. ESP \$3,973
 VL-721R. LAT



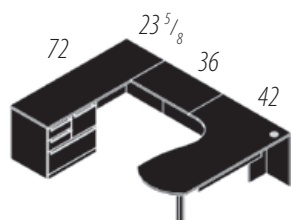
Left

U Desk. arcEnd | T panel / ped. 2B1F
VL-722L. ESP \$4,029
 VL-722L. LAT



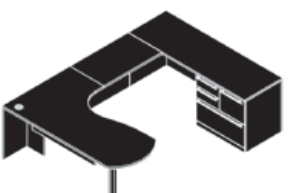
Right

U Desk. arcEnd | T panel / ped. 2B1F
VL-722R. ESP \$4,029
 VL-722R. LAT



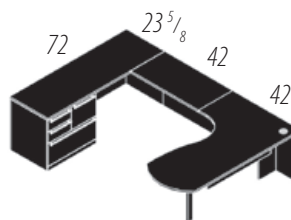
Left

U Desk. arcEnd | T panel / lateral. 2B2F
VL-723L. ESP \$4,218
 VL-723L. LAT



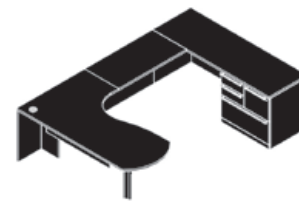
Right

U Desk. arcEnd | T panel / lateral. 2B2F
VL-723R. ESP \$4,218
 VL-723R. LAT



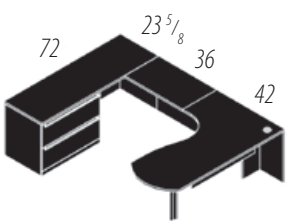
Left

U Desk. arcEnd | T panel / lateral. 2B2F
VL-724L. ESP \$4,274
 VL-724L. LAT



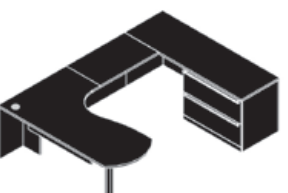
Right

U Desk. arcEnd | T panel / lateral. 2B2F
VL-724R. ESP \$4,274
 VL-724R. LAT



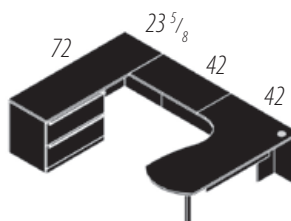
Left

U Desk. arcEnd | T panel / lateral. 2F
VL-725L. ESP \$4,421
 VL-725L. LAT



Right

U Desk. arcEnd | T panel / lateral. 2F
VL-725R. ESP \$4,421
 VL-725R. LAT



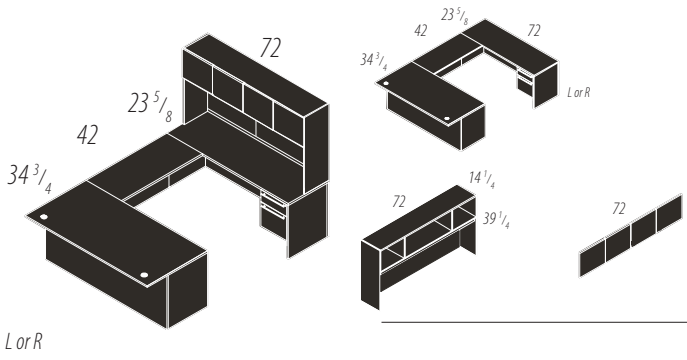
Left

U Desk. arcEnd | T panel / lateral. 2F
VL-726L. ESP \$4,477
 VL-726L. LAT



Right

U Desk. arcEnd | T panel / lateral. 2F
VL-726R. ESP \$4,477
 VL-726R. LAT

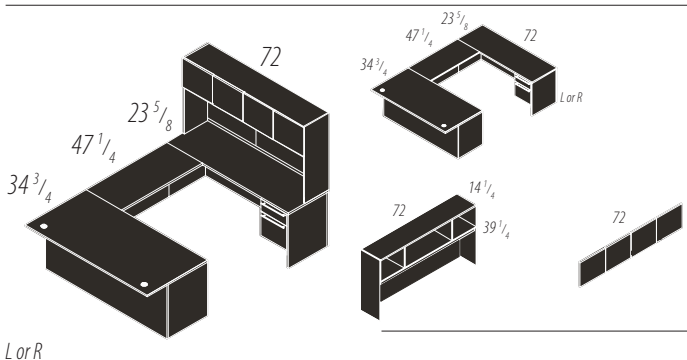


L or R

[order optional tackboard separately]

<i>U Desk. rectangular suspended peds</i>	VL-645N. ESP VL-645N. LAT	\$3,896
<i>Storage Hutch. case</i>	V426LE V426LL	\$963
<i>Hutch Door Set. wood</i>	V42772LE V42772LL	\$260

U Station Configuration	VL-673N. ESP VL-673N. LAT	\$5,119
--------------------------------	------------------------------	----------------

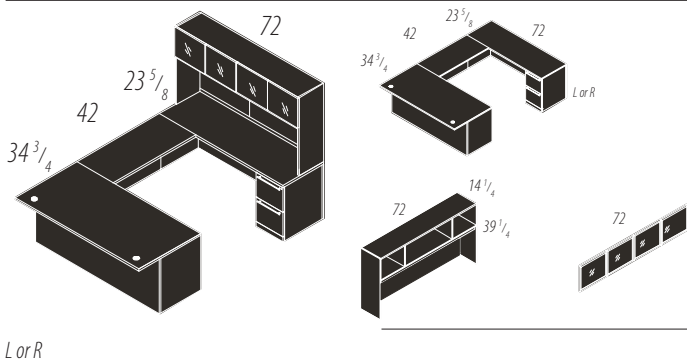


L or R

[order optional tackboard separately]

<i>U Desk. rectangular suspended peds</i>	VL-646N. ESP VL-646N. LAT	\$3,953
<i>Storage Hutch. case</i>	V426LE V426LL	\$963
<i>Hutch Door Set. wood</i>	V42772LE V42772LL	\$260

U Station Configuration	VL-674N. ESP VL-674N. LAT	\$5,176
--------------------------------	------------------------------	----------------

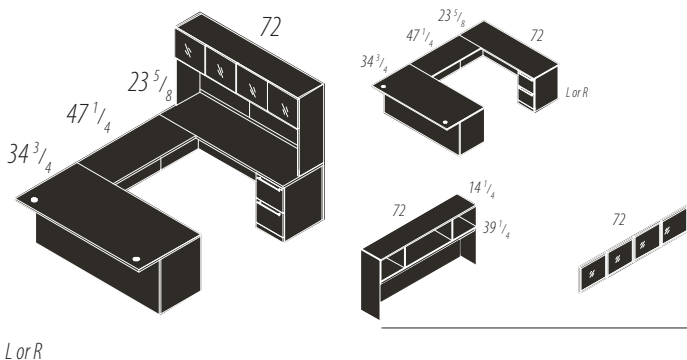


L or R

[order optional tackboard separately]

<i>U Desk. rectangular ped. 2B1F / ped. 2F</i>	VL-647N. ESP VL-647N. LAT	\$4,381
<i>Storage Hutch. case</i>	V426LE V426LL	\$963
<i>Hutch Door Set glass/aluminum</i>	V42972	\$1,063

U Station Configuration	VL-675N. ESP VL-675N. LAT	\$6,407
--------------------------------	------------------------------	----------------



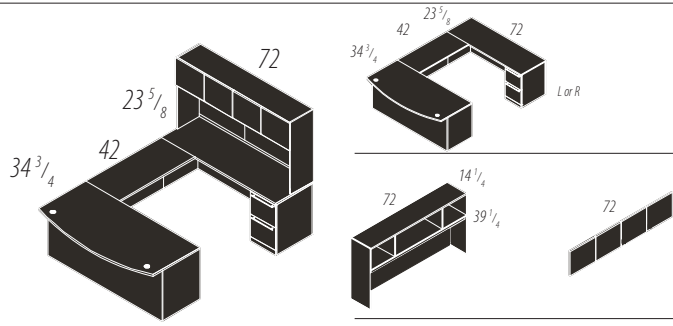
L or R

[order optional tackboard separately]

<i>U Desk. rectangular ped. 2B1F / ped. 2F</i>	VL-648N. ESP VL-648N. LAT	\$4,438
<i>Storage Hutch. case</i>	V426LE V426LL	\$963
<i>Hutch Door Set glass/aluminum</i>	V42972	\$1,063

U Station Configuration	VL-676N. ESP VL-676N. LAT	\$6,464
--------------------------------	------------------------------	----------------

Please visit our website for more typical configurations



L or R

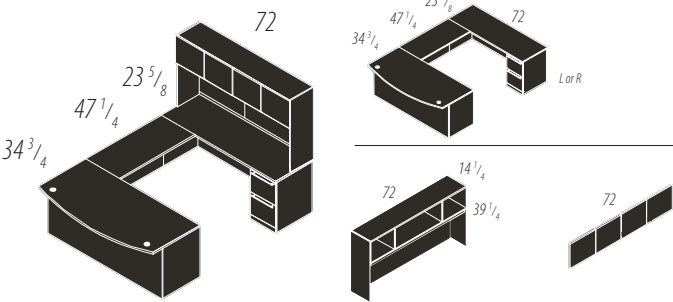
[order optional tackboard separately]

U Desk, bowfront
ped. 2B1F / ped. 2FVL-653N. ESP
VL-653N. LAT**\$4,381**

Storage Hutch. case

V426LE
V426LL**\$963**

Hutch Door Set. wood

V42772LE
V42772LL**\$260****U Station Configuration**VL-677N. ESP
VL-677N. LAT**\$5,604**

L or R

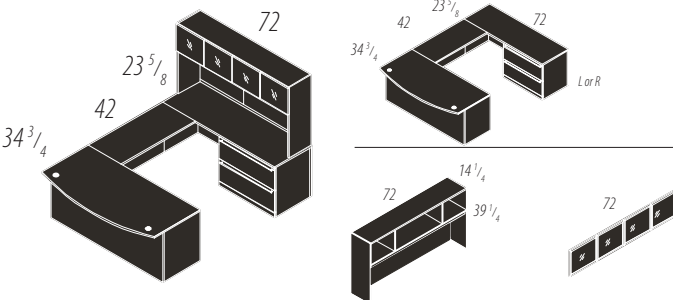
[order optional tackboard separately]

U Desk, bowfront
ped. 2B1F / ped. 2FVL-654N. ESP
VL-654N. LAT**\$4,438**

Storage Hutch. case

V426LE
V426LL**\$963**

Hutch Door Set. wood

V42772LE
V42772LL**\$260****U Station Configuration**VL-678N. ESP
VL-678N. LAT**\$5,661**

L or R

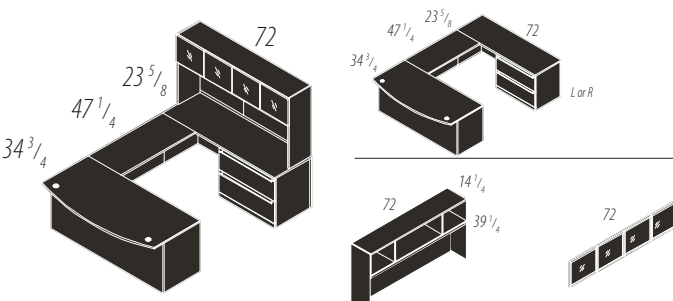
[order optional tackboard separately]

U Desk, bowfront
ped. 2B1F / lat. 2FVL-655N. ESP
VL-655N. LAT**\$4,886**

Storage Hutch. case

V426LE
V426LL**\$963**Hutch Door Set
glass/aluminum

V42972

\$1,063**U Station Configuration**VL-679N. ESP
VL-679N. LAT**\$6,912**

L or R

[order optional tackboard separately]

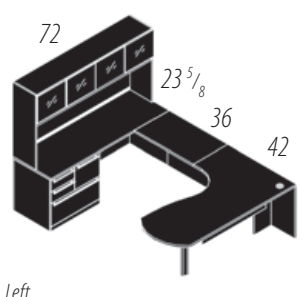
U Desk, bowfront
ped. 2B1F / lat. 2FVL-656N. ESP
VL-656N. LAT**\$4,943**

Storage Hutch. case

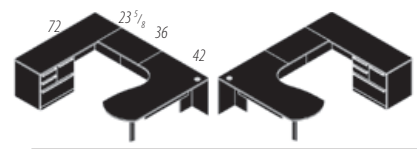
V426LE
V426LL**\$963**Hutch Door Set
glass/aluminum

V42972

\$1,063**U Station Configuration**VL-680N. ESP
VL-680N. LAT**\$6,969**

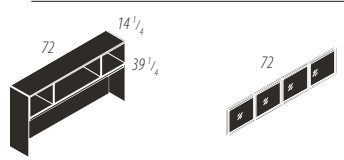


Left



*U Desk. arcEnd
T panel / lateral. 2B2F*

VL-723L. ESP
VL-723L. LAT
VL-723R. ESP
VL-723R. LAT
\$4,218



Storage Hutch. case

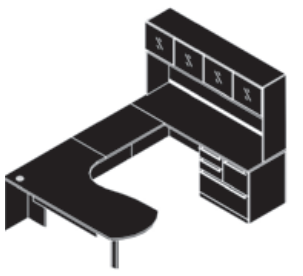
V426LE
\$963

*Hutch Door Set.
glass/aluminum*

V426LL
V42972
\$1,063

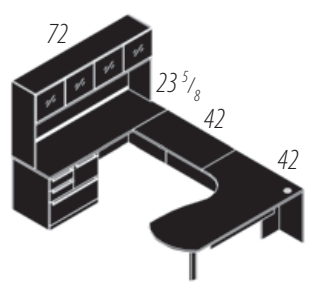
U Station Configuration **VL-727L. ESP** **\$6,244**

VL-727L. LAT
VL-727R. ESP
VL-727R. LAT

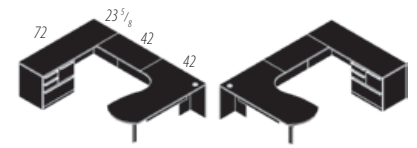


Right

*[order optional tackboard
separately]*

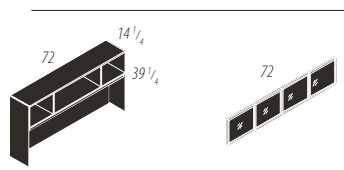


Left



*U Desk. arcEnd
T panel / lateral. 2B2F*

VL-724L. ESP
VL-724L. LAT
VL-724R. ESP
VL-724R. LAT
\$4,274



Storage Hutch. case

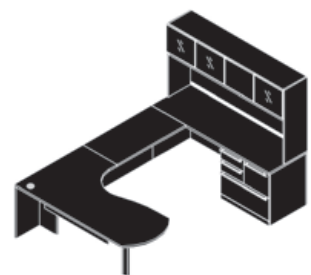
V426LE
\$963

*Hutch Door Set.
glass/aluminum*

V426LL
V42972
\$1,063

U Station Configuration **VL-728L. ESP** **\$6,300**

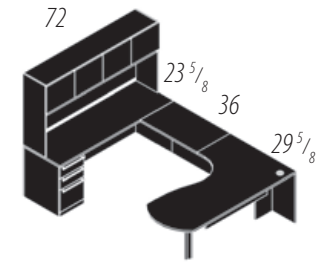
VL-728L. LAT
VL-728R. ESP
VL-728R. LAT



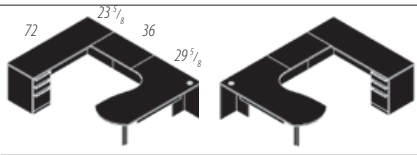
Right

*[order optional tackboard
separately]*

Please visit our website for more typical configurations

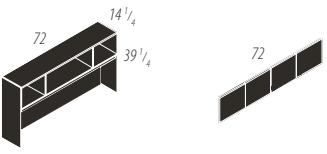


Left



*U Desk. arcEnd
T panel / ped. 2B1F*

VL-721L. ESP \$3,973
VL-721L. LAT
VL-721R. ESP
VL-721R. LAT



Storage Hutch. case

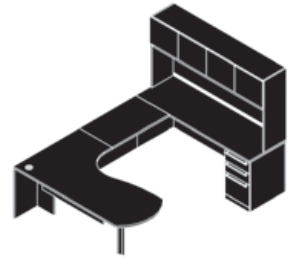
V426LE \$963
V426LL

Hutch Door Set. wood

V42772LE \$260
V42772LL

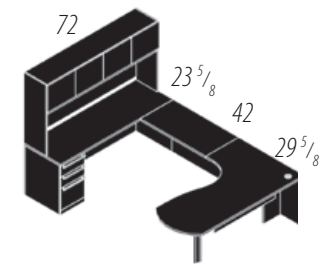
U Station Configuration VL-729L. ESP \$5,196

VL-729L. LAT
VL-729R. ESP
VL-729R. LAT

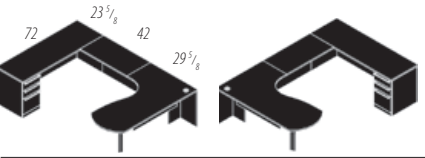


Right

[order optional tackboard separately]

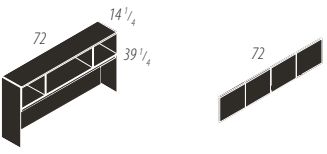


Left



*U Desk. arcEnd
T panel / ped. 2B1F*

VL-722L. ESP \$4,029
VL-722L. LAT
VL-722R. ESP
VL-722R. LAT



Storage Hutch. case

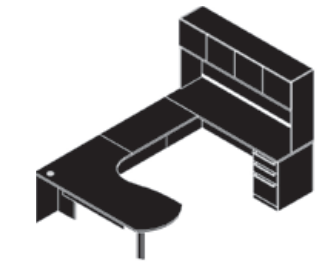
V426LE \$963
V426LL

Hutch Door Set. wood

V42772LE \$260
V42772LL

U Station Configuration VL-730L. ESP \$5,252

VL-730L. LAT
VL-730R. ESP
VL-730R. LAT



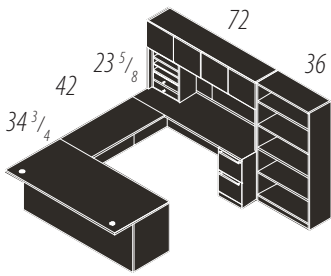
Right

[order optional tackboard separately]

	<p><i>U Desk. rectangular ped. 2B1F / ped. 2F</i></p>	<p>VL-647N. ESP VL-647N. LAT</p>	<p>\$4,381</p>
<p><i>L or R</i> <i>[order optional tackboard separately]</i></p>		<p><i>Storage Lateral. with top 2F</i></p>	<p>V827LE V827LL</p> <p>\$1,568</p>
	<p><i>Storage Hutch. case</i></p>	<p>V318LE V318LL</p>	<p>\$649</p>
	<p><i>Storage Hutch. case</i></p>	<p>V426LE V426LL</p>	<p>\$963</p>
	<p><i>Hutch Door Set. glass/aluminum</i></p>	<p>V42972</p>	<p>\$1,063</p>
	<p><i>Hutch Organizer. 18</i></p>	<p>V425LE V425LL</p>	<p>\$471</p>
U Station Configuration		<p>VL-731N. ESP VL-731N. LAT</p>	<p>\$9,095</p>

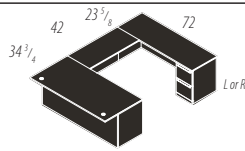
	<p><i>U Desk. rectangular ped. 2B1F / ped. 2F</i></p>	<p>VL-648N. ESP VL-648N. LAT</p>	<p>\$4,438</p>
<p><i>L or R</i> <i>[order optional tackboard separately]</i></p>		<p><i>Storage Lateral. with top 2F</i></p>	<p>V827LE V827LL</p> <p>\$1,568</p>
	<p><i>Storage Hutch. case</i></p>	<p>V318LE V318LL</p>	<p>\$649</p>
	<p><i>Storage Hutch. case</i></p>	<p>V426LE V426LL</p>	<p>\$963</p>
	<p><i>Hutch Door Set. glass/aluminum</i></p>	<p>V42972</p>	<p>\$1,063</p>
	<p><i>Hutch Organizer. 18</i></p>	<p>V425LE V425LL</p>	<p>\$471</p>
U Station Configuration		<p>VL-732N. ESP VL-732N. LAT</p>	<p>\$9,152</p>

Please visit our website for more typical configurations

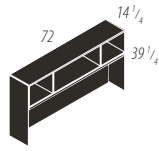


L or R

[order optional tackboard separately]



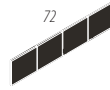
L or R

U Desk. rectangular
ped. 2B1F / ped. 2FVL-647N. ESP
VL-647N. LAT**\$4,381**

Storage Hutch. case

V426LE
V426LL**\$963**

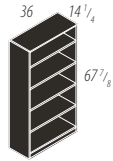
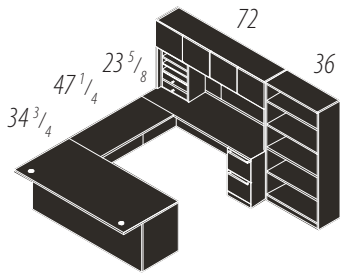
Hutch Door Set. wood

V42772LE
V42772LL**\$260**

Hutch Organizer. 18

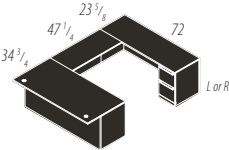
V425LE
V425LL**\$471**

Bookcase. 4 shelves

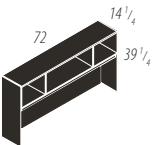
V829LE
V829LL**\$1,174****U Station Configuration**VL-691N. ESP
VL-691N. LAT**\$7,249**

L or R

[order optional tackboard separately]



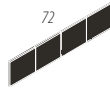
L or R

U Desk. rectangular
ped. 2B1F / ped. 2FVL-648N. ESP
VL-648N. LAT**\$4,438**

Storage Hutch. case

V426LE
V426LL**\$963**

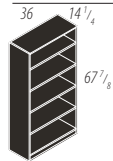
Hutch Door Set. wood

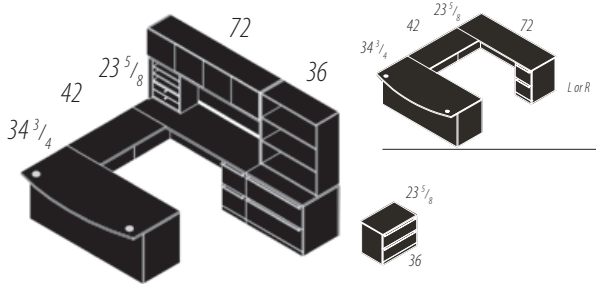
V42772LE
V42772LL**\$260**

Hutch Organizer. 18

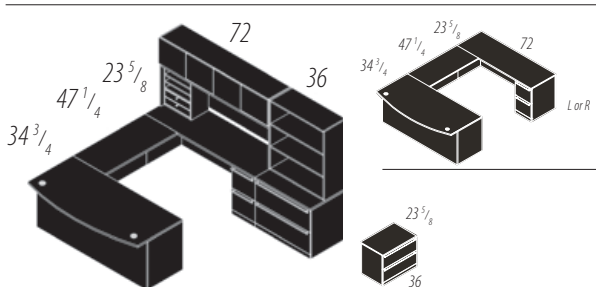
V425LE
V425LL**\$471**

Bookcase. 4 shelves

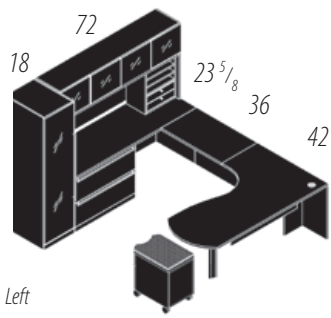
V829LE
V829LL**\$1,174****U Station Configuration**VL-692N. ESP
VL-692N. LAT**\$7,306**

 <p><i>L or R</i> [order optional tackboard separately]</p>	<p><i>U Desk. bowfront ped. 2B1F / ped. 2F</i></p>	<p>VL-653N. ESP VL-653N. LAT</p>	<p>\$4,381</p>
	<p><i>Storage Lateral. with top 2F</i></p>	<p>V827LE V827LL</p>	<p>\$1,568</p>
	<p><i>Storage Hutch. case</i></p>	<p>V318LE V318LL</p>	<p>\$649</p>
	<p><i>Storage Hutch. case</i></p>	<p>V426LE V426LL</p>	<p>\$963</p>
	<p><i>Hutch Door Set. wood</i></p>	<p>V42772LE V42772LL</p>	<p>\$260</p>
	<p><i>Hutch Organizer. 18</i></p>	<p>V425LE V425LL</p>	<p>\$471</p>

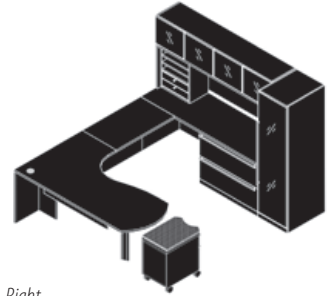
U Station Configuration **VL-733N. ESP** **VL-733N. LAT** **\$8,292**

 <p><i>L or R</i> [order optional tackboard separately]</p>	<p><i>U Desk. bowfront ped. 2B1F / ped. 2F</i></p>	<p>VL-654N. ESP VL-654N. LAT</p>	<p>\$4,438</p>
	<p><i>Storage Lateral. with top 2F</i></p>	<p>V827LE V827LL</p>	<p>\$1,568</p>
	<p><i>Storage Hutch. case</i></p>	<p>V318LE V318LL</p>	<p>\$649</p>
	<p><i>Storage Hutch. case</i></p>	<p>V426LE V426LL</p>	<p>\$963</p>
	<p><i>Hutch Door Set. wood</i></p>	<p>V42772LE V42772LL</p>	<p>\$260</p>
	<p><i>Hutch Organizer. 18</i></p>	<p>V425LE V425LL</p>	<p>\$471</p>

U Station Configuration **VL-734N. ESP** **VL-734N. LAT** **\$8,349**



Left



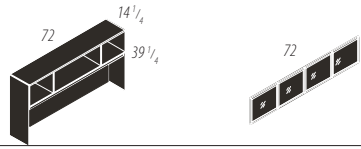
Right

[order optional tackboard and cushion with fabric color choice for mobile ped separately]



U Desk. arcEnd
T panel / lateral. 2F

VL-725L. ESP **\$4,421**
VL-725L. LAT
VL-725R. ESP
VL-725R. LAT



Storage Hutch. case

V426LE **\$963**
V426LL

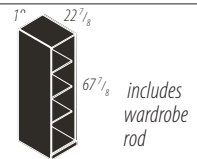
Hutch Door Set.
glass/aluminum

V42972 **\$1,063**



Hutch Organizer. 18

V425LE **\$471**
V425LL



includes wardrobe rod



hinge can be mounted L or R

Storage Tower. case

V570LE **\$941**

Storage Tower Door.
glass/aluminum

V570LL
V42918 **\$843**



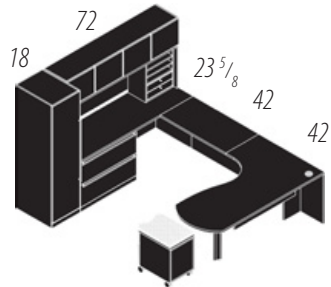
cushion, with fabric color choice, must be ordered separately

Storage Pedestal.
mobile | 1B1F

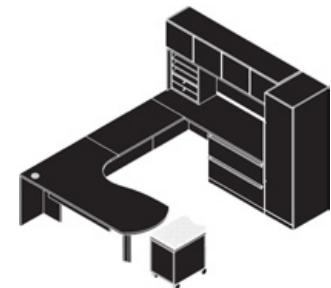
V848LE **\$1,015**
V848LL

U Station Configuration

VL-735L. ESP **\$9,717**
VL-735L. LAT
VL-735R. ESP
VL-735R. LAT

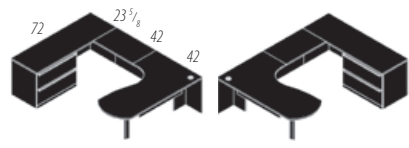


Left



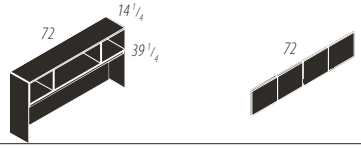
Right

[order optional tackboard and cushion with fabric color choice for mobile ped separately]



U Desk. arcEnd
T panel / lateral. 2F

VL-726L. ESP **\$4,477**
VL-726L. LAT
VL-726R. ESP
VL-726R. LAT



Storage Hutch. case

V426LE **\$963**
V426LL

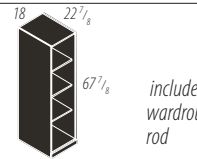
Hutch Door Set. wood.

V42772LE **\$260**
V42772LL



Hutch Organizer. 18

V425LE **\$471**
V425LL



includes wardrobe rod



hinge can be mounted L or R

Storage Tower. case

V570LE **\$941**

Storage Tower Door. wood.

V570LL
V42718LE **\$301**
V42718LL



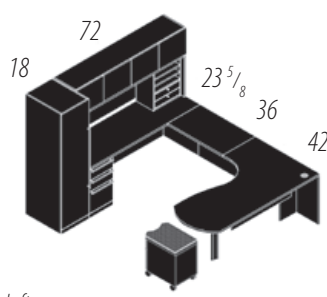
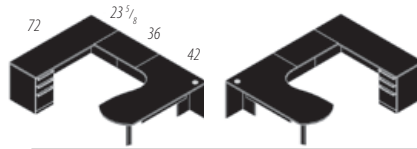
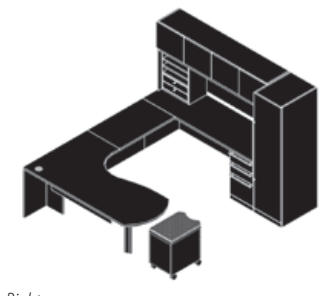
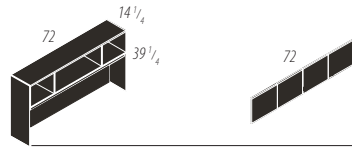
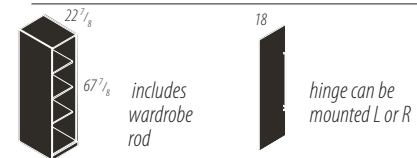

cushion, with fabric color choice, must be ordered separately

Storage Pedestal.
mobile | 1B1F

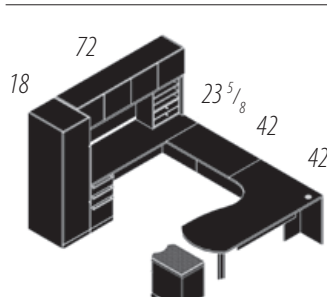
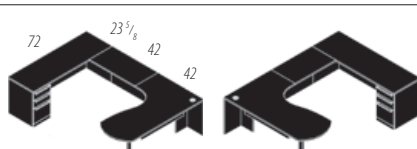
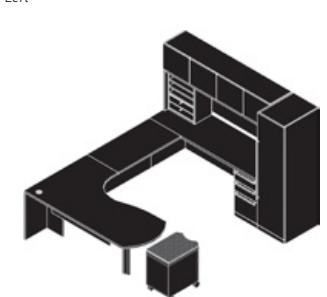
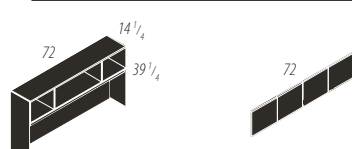
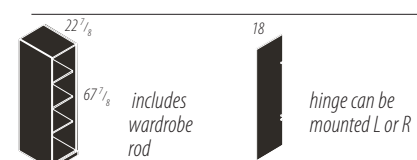

V848LE **\$1,015**
V848LL

U Station Configuration

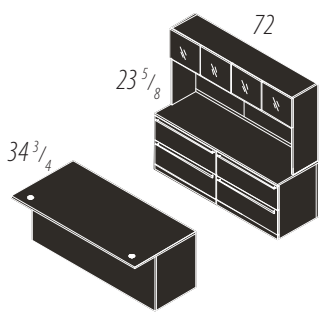
VL-736L. ESP **\$8,428**
VL-736L. LAT
VL-736R. ESP
VL-736R. LAT

 <p>Left</p>		<p><i>U Desk. arcEnd T panel / ped 2B1F</i></p>	<p>VL-721L. ESP VL-721L. LAT VL-721R. ESP VL-721R. LAT</p>	<p>\$3,973</p>
		<p><i>Storage Hutch. case</i></p>	<p>V426LE V426LL</p>	<p>\$963</p>
 <p>Right</p> <p><i>[order optional tackboard and cushion with fabric color choice for mobile ped separately]</i></p>		<p><i>Hutch Door Set. wood.</i></p>	<p>V42772LE V42772LL</p>	<p>\$260</p>
		<p><i>Hutch Organizer. 18</i></p>	<p>V425LE V425LL</p>	<p>\$471</p>
 <p><i>includes wardrobe rod</i></p> <p><i>hinge can be mounted L or R</i></p>	<p><i>Storage Tower. case</i></p>	<p>V570LE V570LL</p>	<p>\$941</p>	
	<p><i>Storage Tower Door. wood.</i></p>	<p>V42718LE V42718LL</p>	<p>\$301</p>	
 <p><i>cushion, with fabric color choice, must be ordered separately</i></p>	<p><i>Storage Pedestal. mobile 1B1F</i></p>	<p>V848LE V848LL</p>	<p>\$1,015</p>	

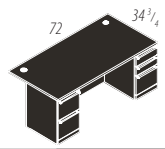
U Station Configuration VL-737L. ESP
VL-737L. LAT
VL-737R. ESP
VL-737R. LAT **\$7,924**

 <p>Left</p>		<p><i>U Desk. arcEnd T panel / ped 2B1F</i></p>	<p>VL-722L. ESP VL-722L. LAT VL-722R. ESP VL-722R. LAT</p>	<p>\$4,029</p>
		<p><i>Storage Hutch. case</i></p>	<p>V426LE V426LL</p>	<p>\$963</p>
 <p>Right</p> <p><i>[order optional tackboard and cushion with fabric color choice for mobile ped separately]</i></p>		<p><i>Hutch Door Set. wood.</i></p>	<p>V42772LE V42772LL</p>	<p>\$260</p>
		<p><i>Hutch Organizer. 18</i></p>	<p>V425LE V425LL</p>	<p>\$471</p>
 <p><i>includes wardrobe rod</i></p> <p><i>hinge can be mounted L or R</i></p>	<p><i>Storage Tower. case</i></p>	<p>V570LE V570LL</p>	<p>\$941</p>	
	<p><i>Storage Tower Door. wood.</i></p>	<p>V42718LE V42718LL</p>	<p>\$301</p>	
 <p><i>cushion, with fabric color choice, must be ordered separately</i></p>	<p><i>Storage Pedestal. mobile 1B1F</i></p>	<p>V848LE V848LL</p>	<p>\$1,015</p>	

U Station Configuration VL-738L. ESP
VL-738L. LAT
VL-738R. ESP
VL-738R. LAT **\$7,980**



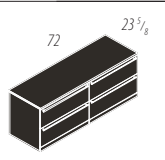
[order optional tackboard separately]



Desk. rectangular
ped. 2F / ped. 2B1F

VL-607N. ESP
VL-607N. LAT

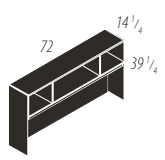
\$2,994



Credenza | 2F / 2F

VL-618N. ESP
VL-618N. LAT

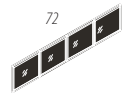
\$3,742



Storage Hutch. case

V426LE
V426LL

\$963



Hutch Door Set.
glass/aluminum

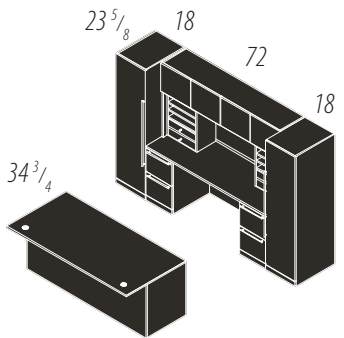
V42972

\$1,063

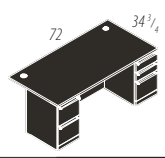
Desk Station Configuration

VL-703N. ESP
VL-703N. LAT

\$8,762



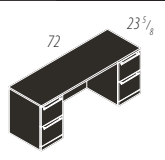
[order optional tackboard separately]



Desk. rectangular
ped. 2F / ped. 2B1F

VL-607N. ESP
VL-607N. LAT

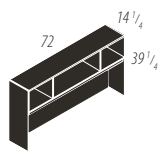
\$2,994



Credenza. kneespace
ped. 2F / ped. 2F

VL-615N. ESP
VL-615N. LAT

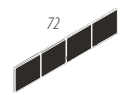
\$2,732



Storage Hutch. case

V426LE
V426LL

\$963



Hutch Door Set. wood

V42772LE
V42772LL

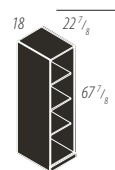
\$260



Hutch Organizer. 18 X2

V425LE
V425LL

\$471 X2



includes wardrobe rod



hinge can be mounted L or R

Storage Tower. case X2

V570LE
V570LL

\$941 X2

Storage Tower Door. wood X2

V42718LE
V42718LL

\$301 X2

Desk Station Configuration

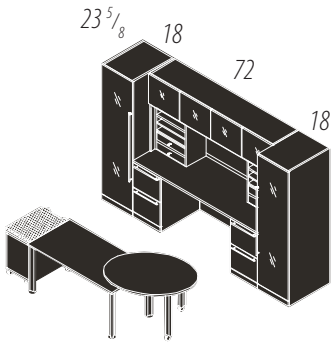
VL-704N. ESP
VL-704N. LAT

\$10,375

		<p>Desk. bowfront ped. 2F / ped. 2B1F</p>	<p>VL-609N. ESP VL-609N. LAT</p>	<p>\$2,994</p>
		<p>Credenza 2F / 2D</p>	<p>VL-617N. ESP VL-617N. LAT</p>	<p>\$3,237</p>
<p>[order optional tackboard separately]</p>		<p>Storage Hutch. case Hutch Door Set. wood</p>	<p>V426LE V426LL V42772LE V42772LL</p>	<p>\$963 \$260</p>
<p>Desk Station Configuration</p>			<p>VL-705N. ESP VL-705N. LAT</p>	<p>\$7,454</p>

		<p>Table. desk. rectangular</p>	<p>VL-742N. ESP VL-742N. LAT</p>	<p>\$1,667</p>
		<p>Credenza. kneespace ped. 2F / ped. 2F</p>	<p>VL-615N. ESP VL-615N. LAT</p>	<p>\$2,732</p>
<p>[order optional metal modesty panel, tackboard separately]</p>		<p>Storage Hutch. case Hutch Door Set. wood</p>	<p>V426LE V426LL V42772LE V42772LL</p>	<p>\$963 \$260</p>
<p>includes wardrobe rod</p>	<p>hinge can be mounted L or R</p>	<p>Storage Tower. case X2 Storage Tower Door. wood X2</p>	<p>V570LE V570LL V42718LE V42718LL</p>	<p>\$941 X2 \$301 X2</p>
<p>Desk Station Configuration</p>			<p>VL-739N. ESP VL-739N. LAT</p>	<p>\$8,106</p>

Please visit our website for more typical configurations



pivot can be located L or R

[order optional metal modesty panel, tackboard and cushion with fabric color choice for mobile ped separately]

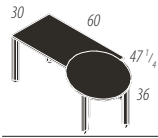
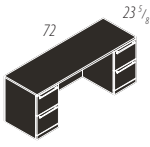


Table. desk with pivot

VL-866N. ESP
VL-866N. LAT

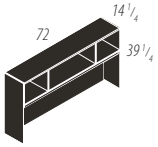
\$2,521



Credenza. kneespace ped. 2F / ped. 2F

VL-615N. ESP
VL-615N. LAT

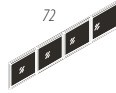
\$2,732



Storage Hutch. case

V426LE

\$963



Hutch Door Set. glass/aluminum

V426LL

V42972

\$1,063

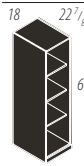


Hutch Organizer. 18 X2

V425LE

\$471 X2

V425LL



includes wardrobe rod



hinge can be mounted L or R

Storage Tower. case X2

V570LE

\$941 X2

V570LL

Storage Tower Door. glass/aluminum X2

V42918

\$843 X2



cushion, with fabric color choice, must be ordered separately

Storage Pedestal. mobile | 1B1F

V848LE

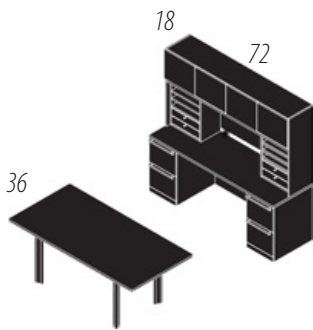
\$1,015

V848LL

Desk Station Configuration

VL-707N. ESP
VL-707N. LAT

\$12,804



[order optional metal modesty panel, tackboard separately]

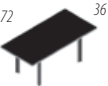
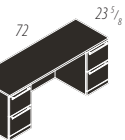


Table. desk. rectangular

VL-742N. ESP
VL-742N. LAT

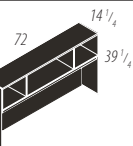
\$1,667



Credenza. kneespace ped. 2F / ped. 2F

VL-615N. ESP
VL-615N. LAT

\$2,732

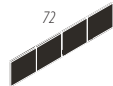


Storage Hutch. case

V426LE

\$963

V426LL



Hutch Door Set. wood

V42772LE

\$260

V42772LL



Hutch Organizer. 18 X2

V425LE

\$471 X2

V425LL

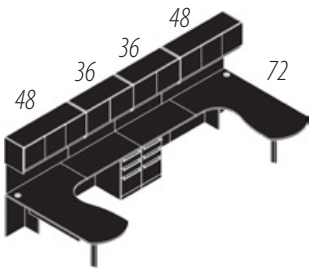
Desk Station Configuration

VL-743N. ESP
VL-743N. LAT

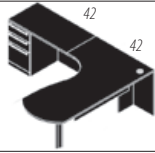
\$6,564

		<p>U Desk. bowfront ped. 2B1F / ped. 2F</p>	<p>VL-654N. ESP VL-654N. LAT</p>	<p>\$4,438</p>
<p>L or R</p> <p>[order optional tackboard separately]</p>		<p>Storage Lateral. with top 2F</p>	<p>V827LE V827LL</p>	<p>\$1,568</p>
		<p>Storage Hutch. case</p>	<p>V318LE V318LL</p>	<p>\$649</p>
		<p>Storage Hutch. case</p>	<p>V426LE V426LL V42972</p>	<p>\$963 \$1,063</p>
		<p>Hutch Organizer. 18</p>	<p>V425LE V425LL</p>	<p>\$471</p>
		<p>U Station Configuration</p>	<p>VL-744N. ESP VL-744N. LAT</p>	<p>\$9,152</p>
		<p>U Desk. arcEnd T panel / lateral. 2F</p>	<p>VL-725L. ESP VL-725L. LAT VL-725R. ESP VL-725R. LAT</p>	<p>\$4,421</p>
<p>Left</p>		<p>Storage Hutch. case</p>	<p>V426LE V426LL V42972</p>	<p>\$963 \$1,063</p>
		<p>Hutch Organizer. 18</p>	<p>V425LE V425LL</p>	<p>\$471</p>
<p>Right</p>	<p>includes wardrobe rod</p> <p>hinge can be mounted L or R</p>	<p>Storage Tower. case</p>	<p>V570LE V570LL V42718LE V42718LL</p>	<p>\$941 \$301</p>
<p>[order optional tackboard and cushion with fabric color choice for mobile ped separately]</p>	<p>cushion, with fabric color choice, must be ordered separately</p>	<p>Storage Pedestal. mobile 1B1F</p>	<p>V848LE V848LL</p>	<p>\$1,015</p>
		<p>U Station Configuration</p>	<p>VL-745L. ESP VL-745L. LAT VL-745R. ESP VL-745R. LAT</p>	<p>\$9,175</p>

Please visit our website for more typical configurations



[order optional tackboard separately]



L Desk.arcEnd
T panel / ped. 2B1F

VL-719L. ESP **\$2,979**
VL-719L. LAT



L Desk.arcEnd
T panel / ped. 2B1F

VL-719R. ESP **\$2,979**
VL-719R. LAT



Wall Mount X2

V210LE **\$670 X2**
V210LL



Wall Mount Door Set. wood. X2

V427210LE **\$171 X2**
V427210LL



Wall Mount X2

V110LE **\$530 X2**
V110LL

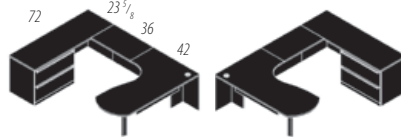
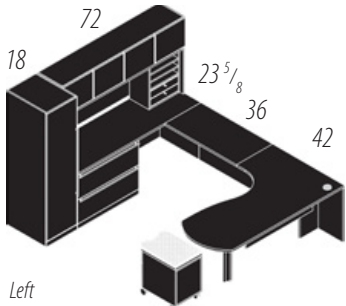


Wall Mount Door Set. wood. X2

V427110LE **\$138 X2**
V427110LL

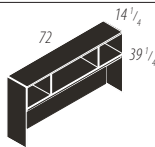
Desk Station Configuration

VL-746N. ESP **\$8,976**
VL-746N. LAT



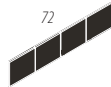
U Desk. arcEnd
T panel / lateral. 2F

VL-725L. ESP **\$4,421**
VL-725L. LAT
VL-725R. ESP
VL-725R. LAT



Storage Hutch. case

V426LE **\$963**
V426LL



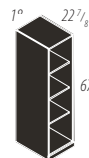
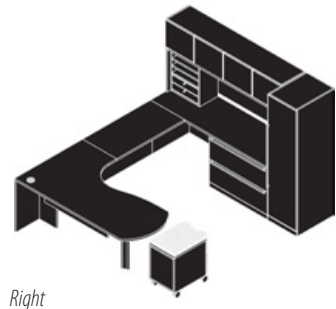
Hutch Door Set. wood.

V42772LE **\$260**
V42772LL



Hutch Organizer. 18

V425LE **\$471**
V425LL



Storage Tower. case

V570LE **\$941**
V570LL

includes wardrobe rod



hinge can be mounted L or R

Storage Tower Door. wood

V42718LE **\$301**
V42718LL



Storage Pedestal.
mobile | 1B1F

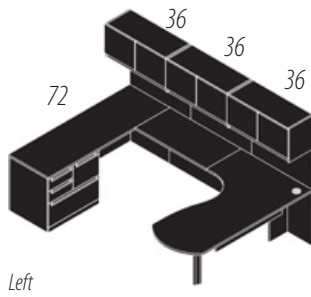
V848LE **\$1,015**
V848LL

cushion, with fabric color choice, must be ordered separately

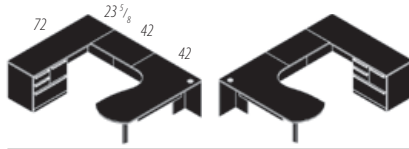
U Station Configuration

VL-747L. ESP **\$8,372**
VL-747L. LAT
VL-747R. ESP
VL-747R. LAT

[order optional tackboard and cushion with fabric color choice for mobile ped separately]



Left

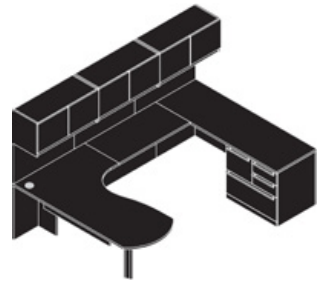


U Desk. arcEnd
T panel / lateral. 2B2F

VL-724L. ESP **\$4,274**
VL-724L. LAT
VL-724R. ESP
VL-724R. LAT



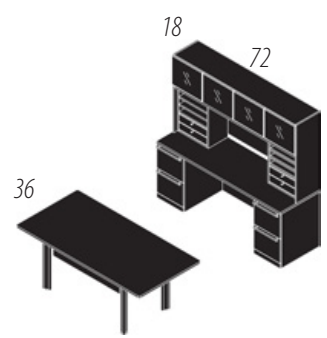
Wall Mount X3 **\$530 X3**
V110LE
V110LL
Wall Mount Door Set. wood. X3 **\$138 X3**
V427110LE
V427110LL



Right

U Station Configuration VL-748L. ESP **\$6,278**
VL-748L. LAT
VL-748R. ESP
VL-748R. LAT

[order optional tackboard separately]



[order optional tackboard separately]


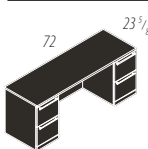
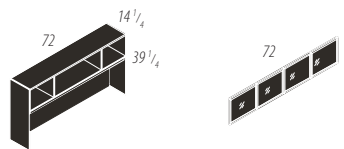


Table. desk. rectangular **\$1,667**
Metal Modesty Panel **\$240**
V633



Credenza. kneespace **\$2,732**
ped. 2F / ped. 2F
VL-615N. ESP
VL-615N. LAT

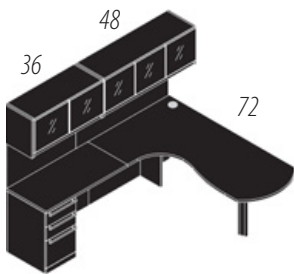


Storage Hutch. case **\$963**
Hutch Door Set. **\$1,063**
glass/aluminum
V426LE
V426LL
V42972

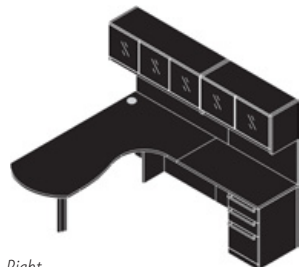


Hutch Organizer. 18 X2 **\$471 X2**
V425LE
V425LL

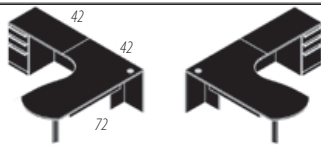
Desk Station Configuration VL-749N. ESP **\$7,607**
VL-749N. LAT



Left



Right



L Desk. arcEnd
T panel / ped. 2B1F

VL-719L. ESP **\$2,979**
VL-719L. LAT
VL-719R. ESP
VL-719R. LAT

Wall Mount

V210LE **\$670**

Wall Mount Door Set.
glass/aluminum

V210LL
V429210 **\$654**

Wall Mount

V110LE **\$530**

Wall Mount Door Set.
glass/aluminum

V110LL
V429110 **\$470**

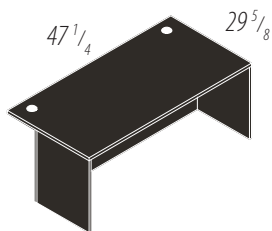
**Desk Station
Configuration**

VL-750L. ESP **\$5,303**
VL-750L. LAT
VL-750R. ESP
VL-750R. LAT

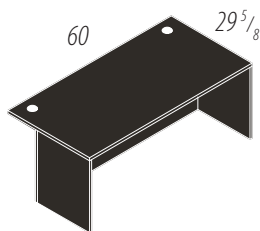
[order optional tackboard
separately]

Product Code	Page	Weight lbs.	Cubic ft.	Assembly	Cartons	Product Code	Page	Weight lbs.	Cubic ft.	Assembly	Cartons
VL-801	39	107	3.96	RTA	3	V540L	42	114	4.20	RTA	1
VL-802	39	116	4.59	RTA	3	V827L	42	142	18.2	Assembled	1
VL-803	39	120	4.89	RTA	3	V327L	42	116	14.22	Assembled	1
VL-804	39	138	5.79	RTA	3	V926L	43	107	4.55	RTA	1
VL-872	39	87	3.00	RTA	2	V426L	43	119	4.96	RTA	1
VL-873	39	99	4.00	RTA	2	V110L	43	56	6.46	Assembled	1
VL-874	39	103	4.16	RTA	2	V210L	43	75	8.55	Assembled	1
VL-875	39	121	5.00	RTA	2	V42766L	43	21	1.22	RTA	1
V421L	39	73	2.49	RTA	1	V42772L	43	23	1.30	RTA	1
V121L	39	81	3.13	RTA	1	V42966	43	23	1.47	RTA	1
V921L	39	86	3.42	RTA	1	V42972	43	26	1.56	RTA	1
V821L	39	103	4.32	RTA	1	V427110L	43	13	0.74	RTA	1
V581L	39	17	0.73	RTA	1	V427210L	43	17	0.92	RTA	1
VL-805	39	134	5.79	RTA	3	V429110	43	14	0.86	RTA	1
VL-876	39	117	5.00	RTA	2	V429210	43	19	1.12	RTA	1
V822L	39	100	4.32	RTA	1	VTB3601	43	13	0.88	RTA	1
VL-881	40	124	6.52	RTA	4	VTB3602	43	13	0.88	RTA	1
VL-816	40	224	9.05	RTA	3	VTB3603	43	13	0.88	RTA	1
VL-817	40	110	4.18	RTA	3	VTB4801	43	15	1.13	RTA	1
VL-818	40	117	4.42	RTA	3	VTB4802	43	15	1.13	RTA	1
VL-877	40	90	3.37	RTA	2	VTB4803	43	15	1.13	RTA	1
VL-878	40	97	3.60	RTA	2	VTB6601	43	15	0.96	RTA	1
V925L	40	76	2.71	RTA	1	VTB6602	43	15	0.96	RTA	1
V825L	40	83	2.95	RTA	1	VTB6603	43	15	0.96	RTA	1
VL-879	41	74	2.65	RTA	2	VTB7201	43	16	1.04	RTA	1
VL-880	41	90	2.89	RTA	2	VTB7202	43	16	1.04	RTA	1
V924L	41	60	2.00	RTA	1	VTB7203	43	16	1.04	RTA	1
V824L	41	75	2.24	RTA	1	V927L	44	237	30.66	Assembled	1
V124L	41	99	3.90	RTA	1	V570L	44	117	4.29	RTA	1
V125L	41	99	3.90	RTA	1	V42718L	44	24	1.78	RTA	1
V623L	41	47	1.73	RTA	1	V42918	44	28	2.32	RTA	1
V923L	41	61	2.00	RTA	1	V828L	44	95	3.90	RTA	1
V823L	41	76	2.24	RTA	1	V829L	44	144	5.92	RTA	1
V838L	42	52	4.87	Assembled	1	V318L	44	86	3.20	RTA	1
V848L	42	63	5.54	Assembled	1	VL-865	44	37	1.36	RTA	2
VMPC01	42	4	0.56	RTA	1	VL-866	44	124	5.29	RTA	3
VMPC02	42	4	0.56	RTA	1	VL-742	44	89	3.76	RTA	2
VMPC03	42	4	0.56	RTA	1	V633	44	14	0.57	RTA	1
V834L	42	71	6.97	Assembled	1	VL-868	44	68	2.88	RTA	2
V831L	42	77	7.85	Assembled	1	VL-869	44	75	3.33	RTA	2
V833L	42	71	6.97	Assembled	1	VL-870	45	248	15.98	RTA	4
V832L	42	77	7.85	Assembled	1	VL-871	45	289	16.32	RTA	4

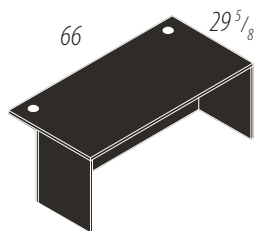
Product Code	Page	Weight lbs.	Cubic ft.	Assembly	Cartons
VL-741	45	389	22.76	RTA	5
V830L	45	10	0.72	Assembled	1
V120L	45	109	12.04	Assembled	1
V425L	45	41	3.43	RTA	1
CHAIR-41	45	21	5.10	Assembled	1
CHAIR-43	45	21	5.10	Assembled	1
CHAIR-40	45	52	18.75	Assembled	1



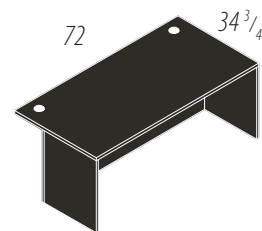
for suspended peds only
VL-801. ESP **\$749**
VL-801. LAT



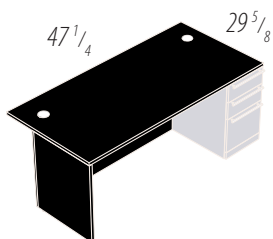
for suspended peds only
VL-802. ESP **\$830**
VL-802. LAT



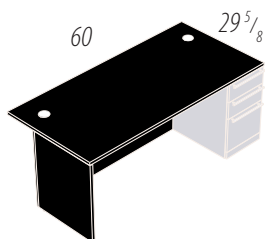
for suspended peds only
VL-803. ESP **\$860**
VL-803. LAT



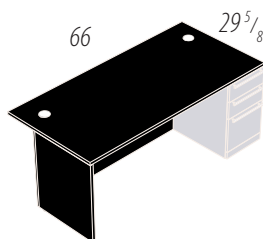
for suspended peds only
VL-804. ESP **\$1,121**
VL-804. LAT



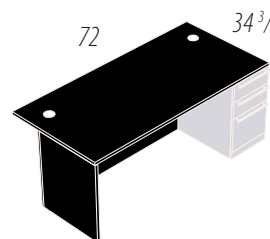
L or R Order Ped Separately
 for single full ped only
VL-872. ESP **\$594**
VL-872. LAT



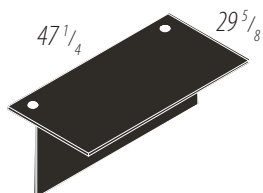
L or R Order Ped Separately
 for single full ped only
VL-873. ESP **\$675**
VL-873. LAT



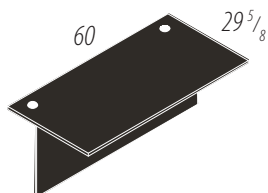
L or R Order Ped Separately
 for single full ped only
VL-874. ESP **\$705**
VL-874. LAT



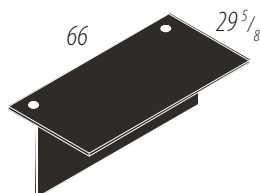
L or R Order Ped Separately
 for single full ped only
VL-875. ESP **\$966**
VL-875. LAT



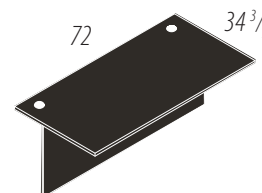
for full peds only
V421LE **\$439**
V421LL




for full peds only
V121LE **\$520**
V121LL



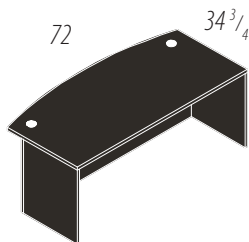
for full peds only
V921LE **\$550**
V921LL



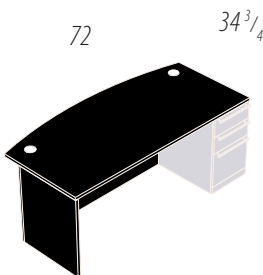
for full peds only
V821LE **\$811**
V821LL



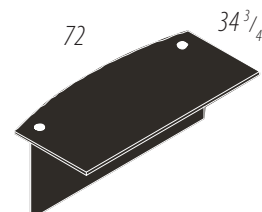
End Panel. for desk or credenza sets
V581LE **\$155**
V581LL



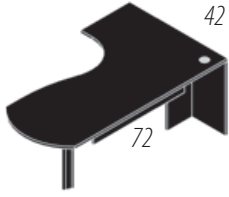
for suspended peds only
VL-805. ESP **\$1,121**
VL-805. LAT



L or R Order Ped Separately
 for single full ped only
VL-876. ESP **\$966**
VL-876. LAT



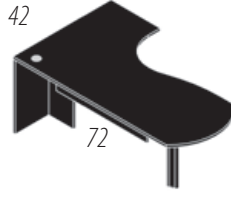
for full peds only
V822LE **\$811**
V822LL



Left

Desk. arcEnd | T-panel

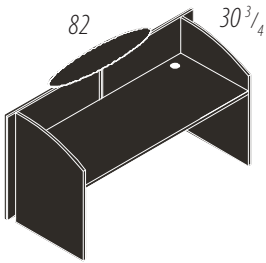
VL-881L. ESP **\$1,677**
VL-881L. LAT



Right

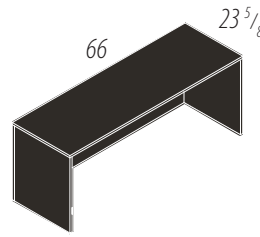
Desk. arcEnd | T-panel

VL-881R. ESP **\$1,677**
VL-881R. LAT



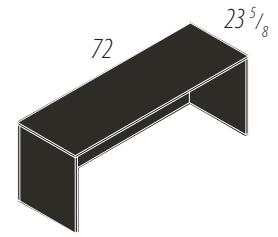
Desk. reception

VL-816. ESP **\$2,082**
VL-816. LAT



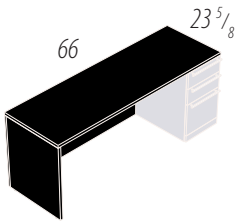
Credenza Shell. for suspended peds

VL-817. ESP **\$870**
VL-817. LAT



Credenza Shell. for suspended peds

VL-818. ESP **\$916**
VL-818. LAT

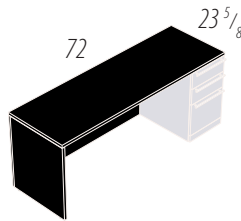


L or R

Order Ped Separately

Credenza Set | for full peds or laterals 1 end

VL-877. ESP **\$715**
VL-877. LAT

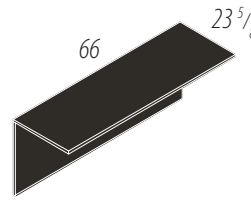


L or R

Order Ped Separately

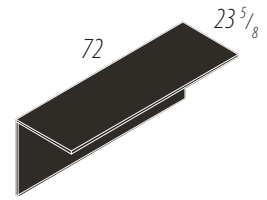
Credenza Set | for full peds or laterals 1 end

VL-878. ESP **\$761**
VL-878. LAT



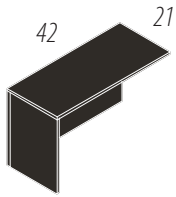
Credenza Set | for full peds or laterals

V925LE **\$560**
V925LL



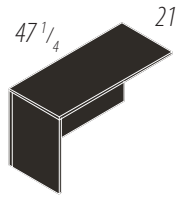
Credenza Set | for full peds or laterals

V825LE **\$606**
V825LL



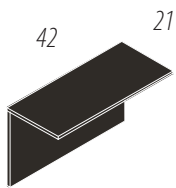
L or R

for suspended pedestal only
VL-879. ESP \$554
VL-879. LAT



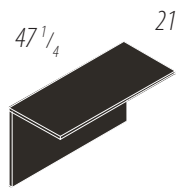
L or R

for suspended pedestal only
VL-880. ESP \$606
VL-880. LAT



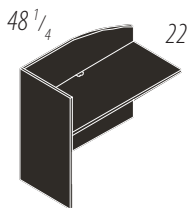
L or R

for full height pedestals only
V924LE \$409
V924LL



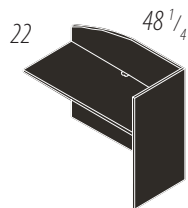
L or R

for full height pedestals only
V824LE \$461
V824LL



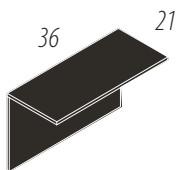
Left

Return Shell. reception | for full peds ONLY
V124LE \$839
V124LL



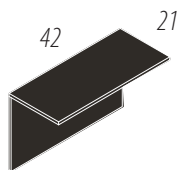
Right

Return Shell. reception | for full peds ONLY
V125LE \$839
V125LL



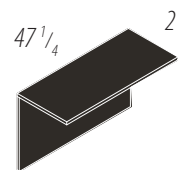
L or R

Bridge
V623LE \$415
V623LL



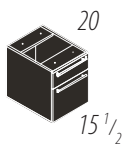
L or R

Bridge
V923LE \$471
V923LL

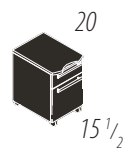


L or R

Bridge
V823LE \$528
V823LL



Storage Pedestal, suspended | 1B1F
V838LE \$694
V838LL

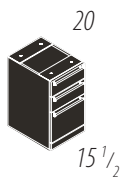


order cushion separately

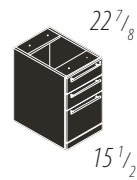
Storage Pedestal, mobile | 1B1F
V848LE \$1,015
V848LL



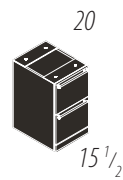
Mobile Pedestal, cushion
VMPC01 (Light) \$145
VMPC02 (Medium)
VMPC03 (Dark)



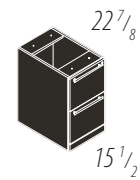
Storage Pedestal, return | 2B1F
V834LE \$893
V834LL



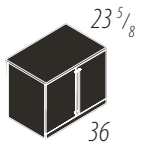
Storage Pedestal, desk/cred | 2B1F
V831LE \$1,120
V831LL



Storage Pedestal, return | 2F
V833LE \$839
V833LL

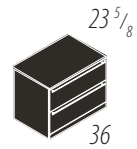


Storage Pedestal, desk/cred | 2F
V832LE \$1,063
V832LL



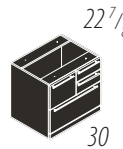
*can be used in credenzas
with top removed*

Storage Cab | 2D
V540LE \$1,063
V540LL

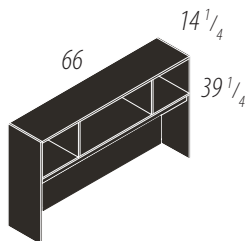


*can be used in credenzas
with top removed*

Storage Lateral, with top | 2F
V827LE \$1,568
V827LL



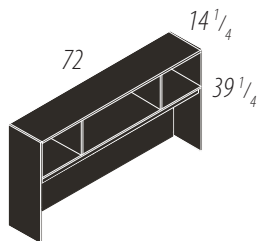
Storage Lateral | 2B2F combo
V327LE \$1,365
V327LL



order door sets separately

Storage Hutch. case

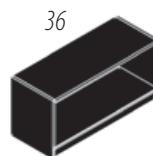
V926LE \$925
V926LL



order door sets separately

Storage Hutch. case

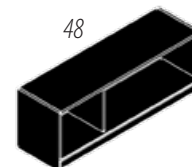
V426LE \$963
V426LL



order door sets separately

Wall Mount. overhead

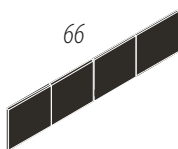
V110LE \$530
V110LL



order door sets separately

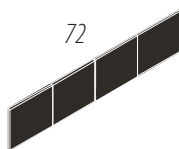
Wall Mount. overhead

V210LE \$670
V210LL



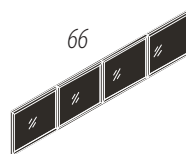
Hutch Door Set. wood

V42766LE \$253
V42766LL



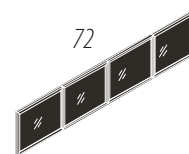
Hutch Door Set. wood

V42772LE \$260
V42772LL



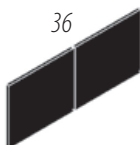
Hutch Door Set. glass/aluminum

V42966 \$1,015



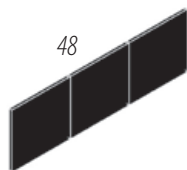
Hutch Door Set. glass/aluminum

V42972 \$1,063



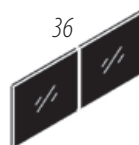
Wall Mount Door Set. wood

V427110LE \$138
V427110LL



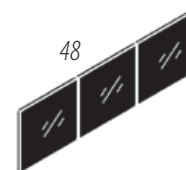
Wall Mount Door Set. wood

V427210LE \$171
V427210LL



Wall Mount Door Set. glass/aluminum

V429110 \$470



Wall Mount Set. glass/aluminum

V429210 \$654



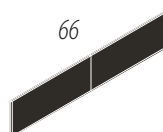
Wall Mount Tackboard

VTB3601 (Light) \$278
VTB3602 (Medium)
VTB3603 (Dark)



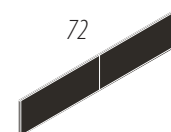
Wall Mount Tackboard

VTB4801 (Light) \$333
VTB4802 (Medium)
VTB4803 (Dark)



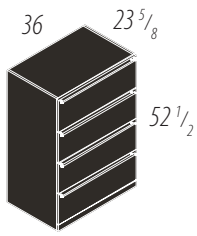
Hutch Tackboard Set

VTB6601 (Light) \$339
VTB6602 (Medium)
VTB6603 (Dark)

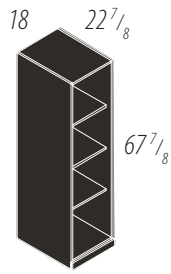


Hutch Tackboard Set

VTB7201 (Light) \$366
VTB7202 (Medium)
VTB7203 (Dark)



Storage. 4F
V927LE **\$2,631**
V927LL



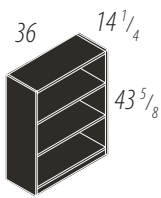
includes wardrobe rod | order door separately
 Storage Tower. case
V570LE **\$941**
V570LL



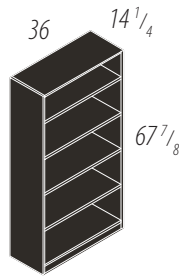
can be mounted with hinge L or R
 Storage Tower Door. wood
V42718LE **\$301**
V42718LL



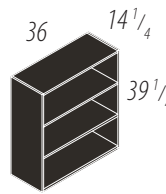
can be mounted with hinge L or R
 Storage Tower Door. glass/aluminum
V42918 **\$843**



Bookcase. 2 shelves
V828LE **\$800**
V828LL



Bookcase. 4 shelves
V829LE **\$1,174**
V829LL



Storage Hutch. case
V318LE **\$649**
V318LL

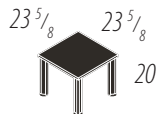
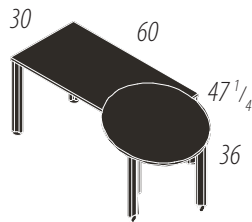
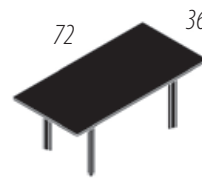


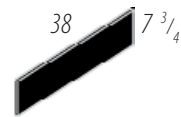
Table. occasional
VL-865. ESP **\$1,018**
VL-865. LAT



pivot can be located L or R
 Table. desk with pivot
VL-866. ESP **\$2,521**
VL-866. LAT



order optional metal modesty panel separately
 Table. desk | rectangular
VL-742. ESP **\$1,667**
VL-742. LAT



Metal Modesty Panel
V633 **\$240**



Table. meeting | round
VL-868. ESP **\$1,541**
VL-868. LAT



Table. meeting | round
VL-869. ESP **\$1,639**
VL-869. LAT

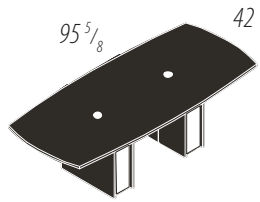


Table. meeting | arced 4 sides
VL-870. ESP **\$3,017**
VL-870. LAT

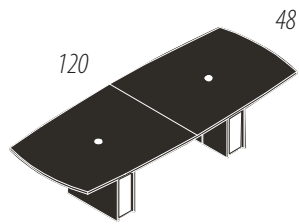


Table. meeting | arced 4 sides
VL-871. ESP **\$3,433**
VL-871. LAT

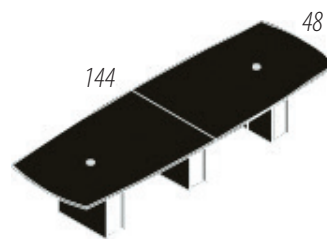
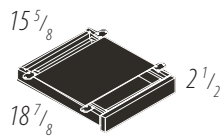
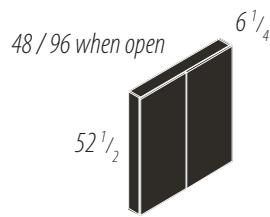


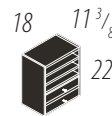
Table. meeting | arced 4 sides
VL-741. ESP **\$4,799**
VL-741. LAT



Pencil Drawer
V830LE **\$161**
V830LL



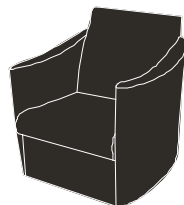
fabric covered tackboards on inside of doors
 Presentation Board. wall mount
V120LE **\$1,469**
V120LL



Hutch Organizer. 18
V425LE **\$471**
V425LL



Chair. Guest. Upholstered Back
CHAIR-41 Matches Espresso Finish **\$703**
CHAIR-43 Matches Latte Finish



Black Synthetic Leather Textile
 Chair. Lounge
CHAIR-40 **\$1,704**

CERRYMAN



Effective March 14, 2022 a 15% surcharge needs to be added to the net total of all Cherryman Classics orders. The surcharge should appear as a separate line item before the product subtotal for each Cherryman purchase order.

Amber

CHERRYMAN

Specifications | Amber Collection

Thermofused Melamine

CHERRYMAN melamines are selected from premium grade qualities. The Amber Collection is offered in six melamine finishes:

MAPL	Hard Rock Maple
CHER	Mocha Cherry
MAHO	Sienna Mahogany
BLKC	Black Cherry
WLNT	Park Walnut
GREY	Valley Grey

Samples

CHERRYMAN provides samples for all wood and melamine finishes.

Construction. tops and support panels

Tops are 1" thick and feature a profiled edge on all four sides. Both tops and panels use a 3 ply balanced construction. All support panels include adjustable levelers.

Construction. cases

All cases are constructed utilizing 3 ply balanced panels. Adjustable levelers are provided in all cases.

Construction. drawers

Drawers are constructed utilizing 3 ply balanced panels with the outer plies in melamine. All drawers are fitted with full extension, metal ball bearing slides. File drawers are provided with a filing system accommodating both letter and legal filing.

Construction. guest chairs

All guest chairs are constructed of solid hardwood. The finishes offered match the casegoods collections. The chairs are upholstered in standard black Barbadine fabric with 1000's of fabrics available as an option.

Edge banding

Hard Rock Maple, Black Cherry, Park Walnut, Mocha Cherry and Sienna Mahogany are available with a fluted edge.
Valley Grey is available with a flat edge.

Locks

All pedestals and laterals with drawers include a front mounted gang lock. All units are keyed alike. Requests for different keying can be accommodated for an upcharge.

Hard Rock Maple, Black Cherry, Park Walnut, Mocha Cherry and Sienna Mahogany have black locks.
Valley Grey has satin grey locks.

Pulls

Pulls are standard for all pedestals and laterals.

Hard Rock Maple, Black Cherry, Park Walnut, and Valley Grey are available with satin grey aluminum pulls.
Mocha Cherry and Sienna Mahogany are available with black aluminum pulls.

Legs

The Amber Collection legs are offered in the following finishes:

Satin grey gloss for Hard Rock Maple, Black Cherry and Park Walnut.
Satin grey matte for Valley Grey.
Black matte for Mocha Cherry and Sienna Mahogany

Grommets

Grommets for cables are provided in all work surfaces and hutches.

Hard Rock Maple, Black Cherry, Park Walnut, Mocha Cherry and Sienna Mahogany have black grommets.
Valley Grey has satin grey grommets.

Product Assembly. melamine collections

Most CHERRYMAN product is shipped in a *Ready to Assemble* state. The carton count for each item is provided in the price list.

The following items are *Ready to Assemble* with the aid of cam lock connectors and pre-drilled holes:

desks
returns / bridges
bridge credenzas / kneespace credenzas
conference tables
bookcases
hutch storage
door storage

The following items are *Pre Assembled* requiring placement only:

pedestal storage
lateral storage
vertical storage
wall mount storage
presentation boards

Product Ordering

Each collection is divided into a *Configurations*, followed by a *Components* section in this specification guide. For ease of ordering with one product number, the *Configurations* section lists complete units and configurations and includes:

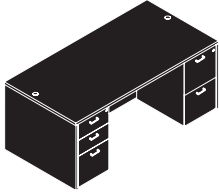
desks with pedestals
full credenzas / kneespace credenzas
L desks / P desks
U desks with hutch storage
U desks with hutch and vertical storage

The *Components* section enables the ordering of individual items where alternate storage choices and / or alternate sizes of units are required. This section includes:

desk shells
return shells
bridges
bridge credenza shells
pedestal storage
lateral storage
hutch storage
vertical storage
bookcases
conference tables
occasional tables
guest chairs
accessories

CHERRYMAN

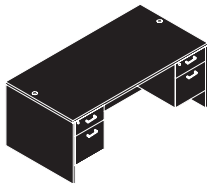
Amber Collection



Desk. Double Ped. Rectangular

Product Code		D	W	H	Weight lbs.	Cubic ft.	Cartons	List Price
AM-370N.MAHO								\$1,674
.MAPL								
.CHER	desk	30	60	29	112	3.89	1	
.BLKC	ped 2b1f	22	15½	28	86	7.63	1	
.WLNT	ped 2f	22	15½	28	78	7.63	1	
* flat edge	.GREY							
AM-301N.MAHO								\$1,707
.MAPL	desk	30	66	29	126	4.27	1	
.CHER	ped 2b1f	22	15½	28	86	7.63	1	
.BLKC	ped 2f	22	15½	28	78	7.63	1	
.WLNT								
* flat edge	.GREY							
AM-415N.MAHO								\$1,837
.MAPL	desk	30	71	29	130	4.41	1	
.CHER	ped 2b1f	22	15½	28	86	7.63	1	
.BLKC	ped 2f	22	15½	28	78	7.63	1	
.WLNT								
* flat edge	.GREY							
AM-302N.MAHO								\$1,837
.MAPL								
.CHER	desk	36	71	29	150	5.34	1	
.BLKC	ped 2b1f	22	15½	28	86	7.63	1	
.WLNT	ped 2f	22	15½	28	78	7.63	1	
* flat edge	.GREY							

Amber



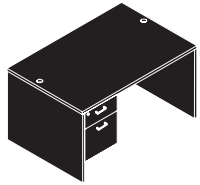
Desk. Double Suspended Ped. Rectangular

AM-371N.MAHO								\$1,406
.MAPL								
.CHER	desk	30	60	29	112	3.89	1	
.BLKC	ped 1b1f	22	15½	20	62	5.82	1	
.WLNT	ped 1b1f	22	15½	20	62	5.82	1	
* flat edge	.GREY							
AM-303N.MAHO								\$1,439
.MAPL								
.CHER	desk	30	66	29	126	4.27	1	
.BLKC	ped 1b1f	22	15½	20	62	5.82	1	
.WLNT	ped 1b1f	22	15½	20	62	5.82	1	
* flat edge	.GREY							
AM-416N.MAHO								\$1,569
.MAPL								
.CHER	desk	30	71	29	130	4.41	1	
.BLKC	ped 1b1f	22	15½	20	62	5.82	1	
.WLNT	ped 1b1f	22	15½	20	62	5.82	1	
* flat edge	.GREY							
AM-304N.MAHO								\$1,569
.MAPL								
.CHER								
.BLKC	desk	36	71	29	150	5.34	1	
.WLNT	ped 1b1f	22	15½	20	62	5.82	1	
* flat edge	.GREY	ped 1b1f	22	15½	20	62	5.82	1

CHERRYMAN

Amber Collection

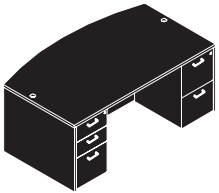
Please visit our website for more typical configurations



Desk. Single Suspended Ped. Rectangular

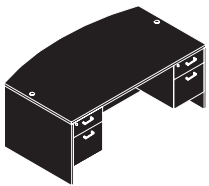
Product Code		D	W	H	Weight lbs.	Cubic ft.	Cartons	List Price
AM-414N.MAHO								\$869
.MAPL								
.CHER	<i>desk</i>	24	48	29	86	2.80	1	
.BLKC	<i>ped 1b1f</i>	22	15½	20	62	5.82	1	
.WLNT								
* flat edge .GREY								

AM-372N.MAHO								\$924
.MAPL								
.CHER	<i>desk</i>	30	48	29	111	4.03	1	
.BLKC	<i>ped 1b1f</i>	22	15½	20	62	5.82	1	
.WLNT								
* flat edge .GREY								



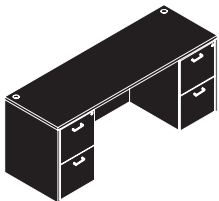
Desk. Double Ped. Bowfront

AM-305N.MAHO								\$1,891
.MAPL								
.CHER	<i>desk</i>	35½/41	71	29	180	6.14	1	
.BLKC	<i>ped 2b1f</i>	22	15½	28	86	7.63	1	
.WLNT	<i>ped 2f</i>	22	15½	28	78	7.63	1	
* flat edge .GREY								



Desk. Double Suspended Ped. Bowfront

AM-306N.MAHO								\$1,623
.MAPL								
.CHER	<i>desk</i>	35½/41	71	29	180	6.14	1	
.BLKC	<i>ped 1b1f</i>	22	15½	20	62	5.82	1	
.WLNT	<i>ped 1b1f</i>	22	15½	20	62	5.82	1	
* flat edge .GREY								



Credenza. Kneespace

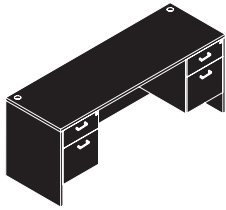
AM-392N.MAHO								\$1,530
.MAPL								
.CHER	<i>credenza</i>	24	60	29	139	4.27	1	
.BLKC	<i>ped 2f</i>	22	15½	28	78	7.63	1	
.WLNT	<i>ped 2f</i>	22	15½	28	78	7.63	1	
* flat edge .GREY								

AM-307N.MAHO								\$1,535
.MAPL								
.CHER								
.BLKC	<i>credenza</i>	24	66	29	139	4.27	1	
.WLNT	<i>ped 2f</i>	22	15½	28	78	7.63	1	
* flat edge .GREY	<i>ped 2f</i>	22	15½	28	78	7.63	1	

AM-308N.MAHO								\$1,582
.MAPL								
.CHER	<i>credenza</i>	24	71	29	122	4.29	1	
.BLKC	<i>ped 2f</i>	22	15½	28	78	7.63	1	
.WLNT	<i>ped 2f</i>	22	15½	28	78	7.63	1	
* flat edge .GREY								

CHERRYMAN

Amber Collection



Credenza. Kneespace. Suspended Ped

Product Code		D	W	H	Weight lbs.	Cubic ft.	Cartons	List Price
AM-393N.MAHO								\$1,316
.MAPL								
.CHER	<i>credenza</i>	24	60	29	139	4.27	1	
.BLKC	<i>ped 1b1f</i>	22	15½	20	62	5.82	1	
.WLNT	<i>ped 1b1f</i>	22	15½	20	62	5.82	1	

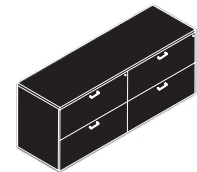
* flat edge **.GREY**

AM-309N.MAHO								\$1,321
.MAPL								
.CHER	<i>credenza</i>	24	66	29	139	4.27	1	
.BLKC	<i>ped 1b1f</i>	22	15½	20	62	5.82	1	
.WLNT	<i>ped 1b1f</i>	22	15½	20	62	5.82	1	

* flat edge **.GREY**

AM-310N.MAHO								\$1,368
.MAPL								
.CHER	<i>credenza</i>	24	71	29	122	4.29	1	
.BLKC	<i>ped 1b1f</i>	22	15½	20	62	5.82	1	
.WLNT	<i>ped 1b1f</i>	22	15½	20	62	5.82	1	

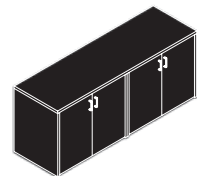
* flat edge **.GREY**



Credenza. 2f / 2f

AM-377N.MAHO								\$2,331
.MAPL								
.CHER	<i>top</i>	22½	71	1	46	1.00	1	
.BLKC	<i>lat 2f</i>	22½	35½	29	148	16.83	1	
.WLNT	<i>lat 2f</i>	22½	35½	29	148	16.83	1	

* flat edge **.GREY**



Credenza. 2d / 2d

AM-394N.MAHO								\$1,333
.MAPL								
.CHER	<i>top</i>	22½	71	1	46	1.00	1	
.BLKC	<i>ped 2d</i>	22½	35½	29	148	16.83	1	
.WLNT	<i>ped 2d</i>	22½	35½	29	148	16.83	1	

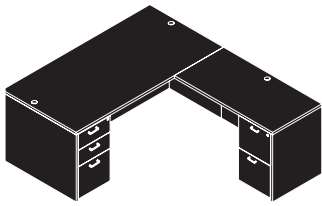
* flat edge **.GREY**

Amber

CHERRYMAN

Amber Collection

Please visit our website for more typical configurations



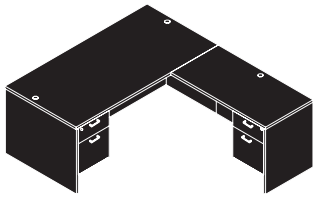
L-Desk. Rectangular
non-handed

Product Code		D	W	H	Weight lbs.	Cubic ft.	Cartons	List Price
AM-312N.MAHO	<i>left or right</i>							\$2,063
.MAPL								
.CHER	<i>desk</i>	30	66	29	126	4.27	1	
.BLKC	<i>ped 2b1f</i>	22	15½	28	86	7.63	1	
.WLNT	<i>return</i>	24	42	29	82	2.90	1	
<i>* flat edge</i> .GREY	<i>ped 2f</i>	22	15½	28	78	7.63	1	
AM-313N.MAHO	<i>left or right</i>							\$2,105
.MAPL								
.CHER	<i>desk</i>	30	66	29	126	4.27	1	
.BLKC	<i>ped 2b1f</i>	22	15½	28	86	7.63	1	
.WLNT	<i>return</i>	24	48	29	104	3.22	1	
<i>* flat edge</i> .GREY	<i>ped 2f</i>	22	15½	28	78	7.63	1	
AM-417N.MAHO	<i>left or right</i>							\$2,193
.MAPL								
.CHER	<i>desk</i>	30	71	29	130	4.41	1	
.BLKC	<i>ped 2b1f</i>	22	15½	28	86	7.63	1	
.WLNT	<i>return</i>	24	42	29	104	3.22	1	
<i>* flat edge</i> .GREY	<i>ped 2f</i>	22	15½	28	78	7.63	1	
AM-418N.MAHO	<i>left or right</i>							\$2,235
.MAPL								
.CHER	<i>desk</i>	30	71	29	130	4.41	1	
.BLKC	<i>ped 2b1f</i>	22	15½	28	86	7.63	1	
.WLNT	<i>return</i>	24	48	29	104	3.22	1	
<i>* flat edge</i> .GREY	<i>ped 2f</i>	22	15½	28	78	7.63	1	
AM-314N.MAHO	<i>left or right</i>							\$2,193
.MAPL								
.CHER	<i>desk</i>	36	71	29	150	5.34	1	
.BLKC	<i>ped 2b1f</i>	22	15½	28	86	7.63	1	
.WLNT	<i>return</i>	24	42	29	104	3.22	1	
<i>* flat edge</i> .GREY	<i>ped 2f</i>	22	15½	28	78	7.63	1	
AM-315N.MAHO	<i>left or right</i>							\$2,235
.MAPL								
.CHER	<i>desk</i>	36	71	29	150	5.34	1	
.BLKC	<i>ped 2b1f</i>	22	15½	28	86	7.63	1	
.WLNT	<i>return</i>	24	48	29	82	2.90	1	
<i>* flat edge</i> .GREY	<i>ped 2f</i>	22	15½	28	78	7.63	1	

Amber

CHERRYMAN

Amber Collection



L-Desk. Rectangular. Suspended Ped
non-handed

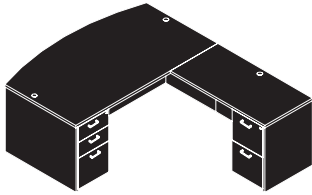
Product Code		D	W	H	Weight lbs.	Cubic ft.	Cartons	List Price
AM-316N.MAHO	<i>left or right</i>							\$1,708
.MAPL								
.CHER	<i>desk</i>	30	60	29	112	3.89	1	
.BLKC	<i>ped 1b1f</i>	22	15½	20	62	5.82	1	
.WLNT	<i>return</i>	20	42	29	82	2.90	1	
<i>* flat edge</i> .GREY	<i>ped 1b1f</i>	18	15½	20	62	5.82	1	
AM-317N.MAHO	<i>left or right</i>							\$1,795
.MAPL								
.CHER	<i>desk</i>	30	66	29	126	5.34	1	
.BLKC	<i>ped 1b1f</i>	22	15½	20	62	5.82	1	
.WLNT	<i>return</i>	24	42	29	82	2.90	1	
<i>* flat edge</i> .GREY	<i>ped 1b1f</i>	22	15½	20	62	5.82	1	
AM-318N.MAHO	<i>left or right</i>							\$1,837
.MAPL								
.CHER	<i>desk</i>	30	66	29	126	5.34	1	
.BLKC	<i>ped 1b1f</i>	22	15½	20	62	5.82	1	
.WLNT	<i>return</i>	24	48	29	104	3.22	1	
<i>* flat edge</i> .GREY	<i>ped 1b1f</i>	22	15½	20	62	5.82	1	
AM-419N.MAHO	<i>left or right</i>							\$1,925
.MAPL								
.CHER	<i>desk</i>	30	71	29	130	4.41	1	
.BLKC	<i>ped 1b1f</i>	22	15½	20	62	5.82	1	
.WLNT	<i>return</i>	24	42	29	82	2.90	1	
<i>* flat edge</i> .GREY	<i>ped 1b1f</i>	22	15½	20	62	5.82	1	
AM-420N.MAHO	<i>left or right</i>							\$1,967
.MAPL	<i>desk</i>	30	71	29	130	4.41	1	
.CHER	<i>ped 1b1f</i>	22	15½	20	62	5.82	1	
.BLKC	<i>return</i>	24	48	29	104	3.22	1	
.WLNT	<i>ped 1b1f</i>	22	15½	20	62	5.82	1	
<i>* flat edge</i> .GREY								
AM-319N.MAHO	<i>left or right</i>							\$1,925
.MAPL	<i>desk</i>	36	71	29	150	5.34	1	
.CHER	<i>ped 1b1f</i>	22	15½	20	62	5.82	1	
.BLKC	<i>return</i>	24	42	29	82	2.90	1	
.WLNT	<i>ped 1b1f</i>	22	15½	20	62	5.82	1	
<i>* flat edge</i> .GREY								
AM-320N.MAHO	<i>left or right</i>							\$1,967
.MAPL	<i>desk</i>	36	71	29	150	5.34	1	
.CHER	<i>ped 1b1f</i>	22	15½	20	62	5.82	1	
.BLKC	<i>return</i>	24	48	29	104	3.22	1	
.WLNT	<i>ped 1b1f</i>	22	15½	20	62	5.82	1	
<i>* flat edge</i> .GREY								

Amber

CHERRYMAN

Amber Collection

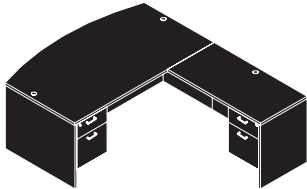
Please visit our website for more typical configurations



L-Desk. Bowfront
non-handed

Product Code		D	W	H	Weight lbs.	Cubic ft.	Cartons	List Price
AM-321N.MAHO	<i>left or right</i>							\$2,247
.MAPL								
.CHER	<i>desk</i>	35½/41	71	29	180	6.14	1	
.BLKC	<i>ped 2b1f</i>	22	15½	28	86	7.63	1	
.WLNT	<i>return</i>	24	42	29	82	2.90	1	
<i>* flat edge</i> .GREY	<i>ped 2f</i>	22	15½	28	78	7.63	1	

AM-322N.MAHO	<i>left or right</i>							\$2,289
.MAPL								
.CHER	<i>desk</i>	35½/41	71	29	180	6.14	1	
.BLKC	<i>ped 2b1f</i>	22	15½	28	86	7.63	1	
.WLNT	<i>return</i>	24	48	29	104	3.22	1	
<i>* flat edge</i> .GREY	<i>ped 2f</i>	22	15½	28	78	7.63	1	



L-Desk. Bowfront. Suspended Ped
non-handed

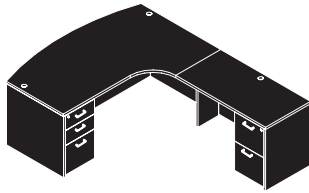
AM-323N.MAHO	<i>left or right</i>							\$1,979
.MAPL								
.CHER	<i>desk</i>	35½/41	71	29	180	6.14	1	
.BLKC	<i>ped 1b1f</i>	22	15½	20	62	5.82	1	
.WLNT	<i>return</i>	24	42	29	82	2.90	1	
<i>* flat edge</i> .GREY	<i>ped 1b1f</i>	22	15½	20	62	5.82	1	

AM-324N.MAHO	<i>left or right</i>							\$2,021
.MAPL								
.CHER	<i>desk</i>	35½/41	71	29	180	6.14	1	
.BLKC	<i>ped 1b1f</i>	22	15½	20	62	5.82	1	
.WLNT	<i>return</i>	24	48	29	104	3.22	1	
<i>* flat edge</i> .GREY	<i>ped 1b1f</i>	22	15½	20	62	5.82	1	

Amber

CHERRYMAN

Amber Collection



L-Desk. Bowfront CC
right variation shown

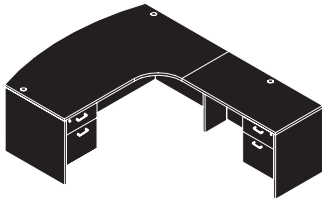
Product Code		D	W	H	Weight lbs.	Cubic ft.	Cartons	List Price
AM-325L.MAHO	<i>left</i>							\$2,318
.MAPL								
.CHER	<i>desk</i>	30/42	71	29	190	7.07	1	
.BLKC	<i>ped 2b1f</i>	22	15½	28	86	7.63	1	
.WLNT	<i>return</i>	24	35	29	67	2.46	1	
<i>* flat edge</i> .GREY	<i>ped 2f</i>	22	15½	28	78	7.63	1	
AM-325R.MAHO	<i>right</i>							\$2,318
.MAPL								
.CHER	<i>desk</i>	30/42	71	29	190	7.07	1	
.BLKC	<i>ped 2b1f</i>	22	15½	28	86	7.63	1	
.WLNT	<i>return</i>	24	35	29	67	2.46	1	
<i>* flat edge</i> .GREY	<i>ped 2f</i>	22	15½	28	78	7.63	1	
AM-326L.MAHO	<i>left</i>							\$2,358
.MAPL								
.CHER	<i>desk</i>	30/42	71	29	190	7.07	1	
.BLKC	<i>ped 2b1f</i>	22	15½	28	86	7.63	1	
.WLNT	<i>return</i>	24	42	29	82	2.90	1	
<i>* flat edge</i> .GREY	<i>ped 2f</i>	22	15½	28	78	7.63	1	
AM-326R.MAHO	<i>right</i>							\$2,358
.MAPL								
.CHER	<i>desk</i>	30/42	71	29	190	7.07	1	
.BLKC	<i>ped 2b1f</i>	22	15½	28	86	7.63	1	
.WLNT	<i>return</i>	24	42	29	82	2.90	1	
<i>* flat edge</i> .GREY	<i>ped 2f</i>	22	15½	28	78	7.63	1	
AM-327L.MAHO	<i>left</i>							\$2,400
.MAPL								
.CHER	<i>desk</i>	30/42	71	29	190	7.07	1	
.BLKC	<i>ped 2b1f</i>	22	15½	28	86	7.63	1	
.WLNT	<i>return</i>	24	48	29	104	3.22	1	
<i>* flat edge</i> .GREY	<i>ped 2f</i>	22	15½	28	78	7.63	1	
AM-327R.MAHO	<i>right</i>							\$2,400
.MAPL								
.CHER	<i>desk</i>	30/42	71	29	190	7.07	1	
.BLKC	<i>ped 2b1f</i>	22	15½	28	86	7.63	1	
.WLNT	<i>return</i>	24	48	29	104	3.22	1	
<i>* flat edge</i> .GREY	<i>ped 2f</i>	22	15½	28	78	7.63	1	

Amber

CHERRYMAN

Amber Collection

Please visit our website for more typical configurations

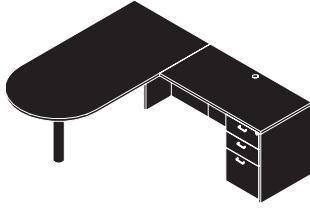


L-Desk. Bowfront CC. Suspended Ped
right variation shown

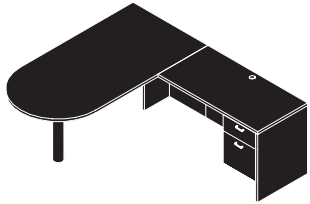
Product Code		D	W	H	Weight lbs.	Cubic ft.	Cartons	List Price
AM-328L.MAHO	<i>left</i>							\$2,050
.MAPL								
.CHER	<i>desk</i>	30/48	71	29	190	7.07	1	
.BLKC	<i>ped 1b1f</i>	22	15½	20	62	5.82	1	
.WLNT	<i>return</i>	24	35	29	67	2.46	1	
<i>* flat edge</i>	.GREY	<i>ped 1b1f</i>	22	15½	20	62	5.82	1
AM-328R.MAHO	<i>right</i>							\$2,050
.MAPL								
.CHER	<i>desk</i>	30/48	71	29	190	7.07	1	
.BLKC	<i>ped 1b1f</i>	22	15½	20	62	5.82	1	
.WLNT	<i>return</i>	24	35	29	67	2.46	1	
<i>* flat edge</i>	.GREY	<i>ped 1b1f</i>	22	15½	20	62	5.82	1
AM-329L.MAHO	<i>left</i>							\$2,090
.MAPL								
.CHER	<i>desk</i>	30/42	71	29	190	7.07	1	
.BLKC	<i>ped 1b1f</i>	22	15½	20	62	5.82	1	
.WLNT	<i>return</i>	24	42	29	82	2.90	1	
<i>* flat edge</i>	.GREY	<i>ped 1b1f</i>	22	15½	20	62	5.82	1
AM-329R.MAHO	<i>right</i>							\$2,090
.MAPL								
.CHER	<i>desk</i>	30/42	71	29	190	7.07	1	
.BLKC	<i>ped 1b1f</i>	22	15½	20	62	5.82	1	
.WLNT	<i>return</i>	24	42	29	82	2.90	1	
<i>* flat edge</i>	.GREY	<i>ped 1b1f</i>	22	15½	20	62	5.82	1
AM-330L.MAHO	<i>left</i>							\$2,132
.MAPL								
.CHER	<i>desk</i>	30/42	71	29	190	7.07	1	
.BLKC	<i>ped 1b1f</i>	22	15½	20	62	5.82	1	
.WLNT	<i>return</i>	24	48	29	104	3.22	1	
<i>* flat edge</i>	.GREY	<i>ped 1b1f</i>	22	15½	20	62	5.82	1
AM-330R.MAHO	<i>right</i>							\$2,132
.MAPL								
.CHER	<i>desk</i>	30/42	71	29	190	7.07	1	
.BLKC	<i>ped 1b1f</i>	22	15½	20	62	5.82	1	
.WLNT	<i>return</i>	24	48	29	104	3.22	1	
<i>* flat edge</i>	.GREY	<i>ped 1b1f</i>	22	15½	20	62	5.82	1

CERRYMAN

Amber Collection



L-Desk. Bullet Shape
non-handed



L-Desk. Bullet Shape. Suspended Ped
non-handed

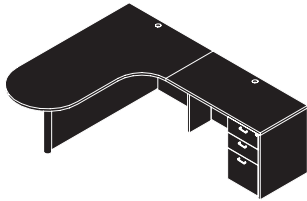
Product Code		D	W	H	Weight lbs.	Cubic ft.	Cartons	List Price
AM-331N.MAHO	<i>left or right</i>							\$1,605
.MAPL								
.CHER	<i>desk</i>	36	71	29	117	5.44	2	
.BLKC	<i>return</i>	24	42	29	82	2.90	1	
.WLNT	<i>ped 2b1f</i>	22	15½	28	86	7.63	1	
<i>* flat edge</i>	.GREY							
AM-332N.MAHO	<i>left or right</i>							\$1,647
.MAPL								
.CHER	<i>desk</i>	36	71	29	117	5.44	2	
.BLKC	<i>return</i>	24	48	29	104	3.22	1	
.WLNT	<i>ped 2b1f</i>	22	15½	28	86	7.63	1	
<i>* flat edge</i>	.GREY							
AM-385N.MAHO	<i>left or right</i>							\$1,521
.MAPL								
.CHER	<i>desk</i>	30	66	29	109	5.06	2	
.BLKC	<i>return</i>	24	42	29	82	2.90	1	
.WLNT	<i>ped 2b1f</i>	22	15½	28	86	7.63	1	
<i>* flat edge</i>	.GREY							
AM-386N.MAHO	<i>left or right</i>							\$1,563
.MAPL								
.CHER	<i>desk</i>	30	66	29	109	5.06	2	
.BLKC	<i>return</i>	24	48	29	104	3.22	1	
.WLNT	<i>ped 2b1f</i>	22	15½	28	86	7.63	1	
<i>* flat edge</i>	.GREY							
AM-333N.MAHO	<i>left or right</i>							\$1,444
.MAPL								
.CHER	<i>desk</i>	36	71	29	117	5.44	2	
.BLKC	<i>return</i>	24	42	29	82	2.90	1	
.WLNT	<i>ped 1b1f</i>	22	15½	20	62	5.82	1	
<i>* flat edge</i>	.GREY							
AM-334N.MAHO	<i>left or right</i>							\$1,486
.MAPL								
.CHER	<i>desk</i>	36	71	29	117	5.44	2	
.BLKC	<i>return</i>	24	48	29	104	3.22	1	
.WLNT	<i>ped 1b1f</i>	22	15½	20	62	5.82	1	
<i>* flat edge</i>	.GREY							
AM-387N.MAHO	<i>left or right</i>							\$1,360
.MAPL								
.CHER	<i>desk</i>	30	66	29	109	5.06	2	
.BLKC	<i>return</i>	24	42	29	82	2.90	1	
.WLNT	<i>ped 1b1f</i>	22	15½	20	62	5.82	1	
<i>* flat edge</i>	.GREY							
AM-388N.MAHO	<i>left or right</i>							\$1,402
.MAPL								
.CHER	<i>desk</i>	30	66	29	109	5.06	2	
.BLKC	<i>return</i>	24	48	29	104	3.22	1	
.WLNT	<i>ped 1b1f</i>	22	15½	20	62	5.82	1	
<i>* flat edge</i>	.GREY							

Amber

CHERRYMAN

Amber Collection

Please visit our website for more typical configurations



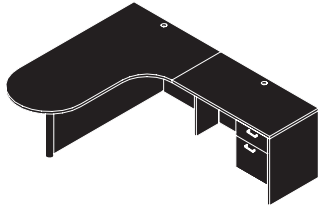
L-Desk. Bullet Shape CC
right variation shown

Amber

Product Code		D	W	H	Weight lbs.	Cubic ft.	Cartons	List Price
AM-395L.MAHO	<i>left</i>							\$1,681
.MAPL								
.CHER	<i>desk</i>	30/42	71	29	150	6.26	2	
.BLKC	<i>return</i>	24	30	29	58	2.04	1	
.WLNT	<i>ped 2b1f</i>	22	15½	28	86	7.63	1	
* flat edge .GREY								
AM-395R.MAHO	<i>right</i>							\$1,681
.MAPL								
.CHER	<i>desk</i>	30/42	71	29	150	6.26	2	
.BLKC	<i>return</i>	24	30	29	58	2.04	1	
.WLNT	<i>ped 2b1f</i>	22	15½	28	86	7.63	1	
* flat edge .GREY								
AM-335L.MAHO	<i>left</i>							\$1,719
.MAPL								
.CHER	<i>desk</i>	30/42	71	29	150	6.26	2	
.BLKC	<i>return</i>	24	35	29	67	2.46	1	
.WLNT	<i>ped 2b1f</i>	22	15½	28	86	7.63	1	
* flat edge .GREY								
AM-335R.MAHO	<i>right</i>							\$1,719
.MAPL								
.CHER	<i>desk</i>	30/42	71	29	150	6.26	2	
.BLKC	<i>return</i>	24	35	29	67	2.46	1	
.WLNT	<i>ped 2b1f</i>	22	15½	28	86	7.63	1	
* flat edge .GREY								
AM-336L.MAHO	<i>right</i>							\$1,759
.MAPL								
.CHER	<i>desk</i>	30/42	71	29	150	6.26	2	
.BLKC	<i>return</i>	24	42	29	82	2.90	1	
.WLNT	<i>ped 2b1f</i>	22	15½	28	86	7.63	1	
* flat edge .GREY								
AM-336R.MAHO	<i>right</i>							\$1,759
.MAPL								
.CHER	<i>desk</i>	30/42	71	29	150	6.26	2	
.BLKC	<i>return</i>	24	42	29	82	2.90	1	
.WLNT	<i>ped 2b1f</i>	22	15½	28	86	7.63	1	
* flat edge .GREY								
AM-337L.MAHO	<i>left</i>							\$1,801
.MAPL								
.CHER	<i>desk</i>	30/42	71	29	150	6.26	2	
.BLKC	<i>return</i>	24	48	29	104	3.22	1	
.WLNT	<i>ped 2b1f</i>	22	15½	28	86	7.63	1	
* flat edge .GREY								
AM-337R.MAHO	<i>right</i>							\$1,801
.MAPL								
.CHER	<i>desk</i>	30/42	71	29	150	6.26	2	
.BLKC	<i>return</i>	24	48	29	104	3.22	1	
.WLNT	<i>ped 2b1f</i>	22	15½	28	86	7.63	1	
* flat edge .GREY								

CERRYMAN

Amber Collection



L-Desk. Bullet Shape CC. Suspended Ped
right variation shown

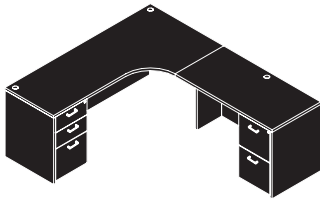
Product Code		D	W	H	Weight lbs.	Cubic ft.	Cartons	List Price
AM-396L.MAHO	<i>left</i>							\$1,520
.MAPL								
.CHER	<i>desk</i>	30/42	71	29	150	6.26	2	
.BLKC	<i>return</i>	24	30	29	58	2.04	1	
.WLNT	<i>ped 1b1f</i>	22	15½	20	62	5.82	1	
<i>* flat edge</i>	.GREY							
AM-396R.MAHO	<i>right</i>							\$1,520
.MAPL								
.CHER	<i>desk</i>	30/42	71	29	150	6.26	2	
.BLKC	<i>return</i>	24	30	29	58	2.04	1	
.WLNT	<i>ped 1b1f</i>	22	15½	20	62	5.82	1	
<i>* flat edge</i>	.GREY							
AM-338L.MAHO	<i>left</i>							\$1,558
.MAPL								
.CHER	<i>desk</i>	30/42	71	29	150	6.26	2	
.BLKC	<i>return</i>	24	35	29	67	2.46	1	
.WLNT	<i>ped 1b1f</i>	22	15½	20	62	5.82	1	
<i>* flat edge</i>	.GREY							
AM-338R.MAHO	<i>right</i>							\$1,558
.MAPL								
.CHER	<i>desk</i>	30/42	71	29	150	6.26	2	
.BLKC	<i>return</i>	24	35	29	67	2.46	1	
.WLNT	<i>ped 1b1f</i>	22	15½	20	62	5.82	1	
<i>* flat edge</i>	.GREY							
AM-339L.MAHO	<i>left</i>							\$1,598
.MAPL								
.CHER	<i>desk</i>	30/42	71	29	150	6.26	2	
.BLKC	<i>return</i>	24	42	29	82	2.90	1	
.WLNT	<i>ped 1b1f</i>	22	15½	20	56	4.93	1	
<i>* flat edge</i>	.GREY							
AM-339R.MAHO	<i>right</i>							\$1,598
.MAPL								
.CHER	<i>desk</i>	30/42	71	29	150	6.26	2	
.BLKC	<i>return</i>	24	42	29	82	2.90	1	
.WLNT	<i>ped 1b1f</i>	22	15½	20	56	4.93	1	
<i>* flat edge</i>	.GREY							
AM-340L.MAHO	<i>left</i>							\$1,640
.MAPL								
.CHER	<i>desk</i>	30/42	71	29	150	6.26	2	
.BLKC	<i>return</i>	24	48	29	104	3.22	1	
.WLNT	<i>ped 1b1f</i>	22	15½	20	62	5.82	1	
<i>* flat edge</i>	.GREY							
AM-340R.MAHO	<i>right</i>							\$1,640
.MAPL								
.CHER	<i>desk</i>	30/42	71	29	150	6.26	2	
.BLKC	<i>return</i>	24	48	29	104	3.22	1	
.WLNT	<i>ped 1b1f</i>	22	15½	20	62	5.82	1	
<i>* flat edge</i>	.GREY							

Amber

CHERRYMAN

Amber Collection

Please visit our website for more typical configurations

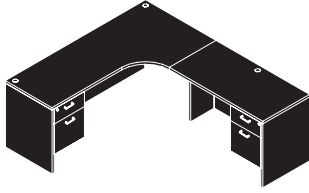


L-Credenza CC
right variation shown

Product Code		D	W	H	Weight lbs.	Cubic ft.	Cartons	List Price
AM-397L.MAHO	<i>left</i>							\$2,115
.MAPL								
.CHER	<i>credenza</i>	24/36	71	29	139	5.34	1	
.BLKC	<i>return</i>	24	30	29	58	2.04	1	
.WLNT	<i>ped 2b1f</i>	22	15½	28	86	7.63	1	
<i>* flat edge</i>	.GREY	<i>ped 2f</i>	22	15½	28	7.63	1	
AM-397R.MAHO	<i>right</i>							\$2,115
.MAPL								
.CHER	<i>credenza</i>	24/36	71	29	139	5.34	1	
.BLKC	<i>return</i>	24	30	29	58	2.04	1	
.WLNT	<i>ped 2b1f</i>	22	15½	28	86	7.63	1	
<i>* flat edge</i>	.GREY	<i>ped 2f</i>	22	15½	28	7.63	1	
AM-341L.MAHO	<i>left</i>							\$2,153
.MAPL								
.CHER	<i>credenza</i>	24/36	71	29	139	5.34	1	
.BLKC	<i>return</i>	24	35	29	67	2.46	1	
.WLNT	<i>ped 2b1f</i>	22	15½	28	86	7.63	1	
<i>* flat edge</i>	.GREY	<i>ped 2f</i>	22	15½	28	7.63	1	
AM-341R.MAHO	<i>right</i>							\$2,153
.MAPL								
.CHER	<i>credenza</i>	24/36	71	29	139	5.34	1	
.BLKC	<i>return</i>	24	35	29	67	2.46	1	
.WLNT	<i>ped 2b1f</i>	22	15½	28	86	7.63	1	
<i>* flat edge</i>	.GREY	<i>ped 2f</i>	22	15½	28	7.63	1	
AM-342L.MAHO	<i>left</i>							\$2,193
.MAPL								
.CHER	<i>credenza</i>	24/36	71	29	139	5.34	1	
.BLKC	<i>return</i>	24	42	29	82	2.90	1	
.WLNT	<i>ped 2b1f</i>	22	15½	28	86	7.63	1	
<i>* flat edge</i>	.GREY	<i>ped 2f</i>	22	15½	28	6.46	1	
AM-342R.MAHO	<i>right</i>							\$2,193
.MAPL								
.CHER	<i>credenza</i>	24/36	71	29	139	5.34	1	
.BLKC	<i>return</i>	24	42	29	82	2.90	1	
.WLNT	<i>ped 2b1f</i>	22	15½	28	86	7.63	1	
<i>* flat edge</i>	.GREY	<i>ped 2f</i>	22	15½	28	6.46	1	
AM-343L.MAHO	<i>left</i>							\$2,235
.MAPL								
.CHER	<i>credenza</i>	24/36	71	29	139	5.34	1	
.BLKC	<i>return</i>	24	48	29	104	3.22	1	
.WLNT	<i>ped 2b1f</i>	22	15½	28	86	7.63	1	
<i>* flat edge</i>	.GREY	<i>ped 2f</i>	22	15½	28	7.63	1	
AM-343R.MAHO	<i>right</i>							\$2,235
.MAPL								
.CHER	<i>credenza</i>	24/36	71	29	139	5.34	1	
.BLKC	<i>return</i>	24	48	29	104	3.22	1	
.WLNT	<i>ped 2b1f</i>	22	15½	28	86	7.63	1	
<i>* flat edge</i>	.GREY	<i>ped 2f</i>	22	15½	28	7.63	1	

CERRYMAN

Amber Collection



L-Credenza CC. Suspended Ped
right variation shown

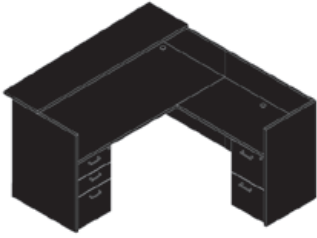
Product Code		D	W	H	Weight lbs.	Cubic ft.	Cartons	List Price
AM-398L.MAHO	<i>left</i>							\$1,847
.MAPL								
.CHER	<i>credenza</i>	24/36	71	29	139	5.34	1	
.BLKC	<i>ped 1b1f</i>	22	15½	20	62	5.82	1	
.WLNT	<i>return</i>	24	30	29	58	2.04	1	
<i>* flat edge</i>	.GREY	<i>ped 1b1f</i>	22	15½	20	62	5.82	1
AM-398R.MAHO	<i>right</i>							\$1,847
.MAPL								
.CHER	<i>credenza</i>	24/36	71	29	139	5.34	1	
.BLKC	<i>ped 1b1f</i>	22	15½	20	62	5.82	1	
.WLNT	<i>return</i>	24	30	29	58	2.04	1	
<i>* flat edge</i>	.GREY	<i>ped 1b1f</i>	22	15½	20	62	5.82	1
AM-344L.MAHO	<i>left</i>							\$1,885
.MAPL								
.CHER	<i>credenza</i>	24/36	71	29	139	5.34	1	
.BLKC	<i>ped 1b1f</i>	22	15½	20	62	5.82	1	
.WLNT	<i>return</i>	24	35	29	67	2.46	1	
<i>* flat edge</i>	.GREY	<i>ped 1b1f</i>	22	15½	20	62	5.82	1
AM-344R.MAHO	<i>right</i>							\$1,885
.MAPL								
.CHER	<i>credenza</i>	24/36	71	29	139	5.34	1	
.BLKC	<i>ped 1b1f</i>	22	15½	20	62	5.82	1	
.WLNT	<i>return</i>	24	35	29	67	2.46	1	
<i>* flat edge</i>	.GREY	<i>ped 1b1f</i>	22	15½	20	62	5.82	1
AM-345L.MAHO	<i>left</i>							\$1,925
.MAPL								
.CHER	<i>credenza</i>	24/36	71	29	139	5.34	1	
.BLKC	<i>ped 1b1f</i>	22	15½	20	62	5.82	1	
.WLNT	<i>return</i>	24	42	29	82	2.90	1	
<i>* flat edge</i>	.GREY	<i>ped 1b1f</i>	22	15½	20	62	5.82	1
AM-345R.MAHO	<i>right</i>							\$1,925
.MAPL								
.CHER	<i>credenza</i>	24/36	71	29	139	5.34	1	
.BLKC	<i>ped 1b1f</i>	22	15½	20	62	5.82	1	
.WLNT	<i>return</i>	24	42	29	82	2.90	1	
<i>* flat edge</i>	.GREY	<i>ped 1b1f</i>	22	15½	20	62	5.82	1
AM-346L.MAHO	<i>left</i>							\$1,967
.MAPL								
.CHER	<i>credenza</i>	24/36	71	29	139	5.34	1	
.BLKC	<i>ped 1b1f</i>	22	15½	20	62	5.82	1	
.WLNT	<i>return</i>	24	48	29	104	3.22	1	
<i>* flat edge</i>	.GREY	<i>ped 1b1f</i>	22	15½	20	62	5.82	1
AM-346R.MAHO	<i>right</i>							\$1,967
.MAPL								
.CHER	<i>credenza</i>	24/36	71	29	139	5.34	1	
.BLKC	<i>ped 1b1f</i>	22	15½	20	62	5.82	1	
.WLNT	<i>return</i>	24	48	29	104	3.22	1	
<i>* flat edge</i>	.GREY	<i>ped 1b1f</i>	22	15½	20	62	5.82	1

Amber

CHERRYMAN

Amber Collection

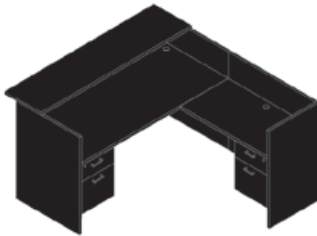
Please visit our website for more typical configurations



L-Desk. Reception with Wood Transaction Top
non-handed

Product Code	D	W	H	Weight lbs.	Cubic ft.	Cartons	List Price
AM-399N.MAHO left or right							\$2,504
.MAPL							
.CHER desk	36	71	42	210	6.94	1	
.BLKC return	24	42	42	103	3.30	1	
.WLNT ped 2b1f	22	15½	28	86	7.63	1	
* flat edge .GREY ped 2f	22	15½	28	78	7.63	1	
wood top	15	71	½	75	2.25	1	

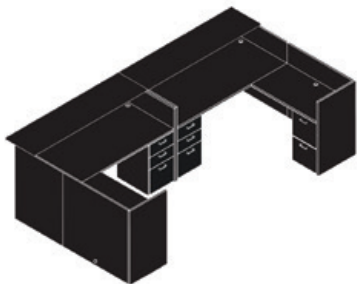
AM-400N.MAHO left or right							\$3,024
.MAPL							
.CHER							
.BLKC							
.WLNT							
* flat edge .GREY							
includes Glass Transaction Top	15	71	½	210	6.94	1	



L-Desk. Reception with Wood Transaction Top. Sus. Ped
non-handed

AM-401N.MAHO left or right							\$2,236
fluted edge .MAPL							
fluted edge .CHER desk	36	71	42	210	6.94	1	
fluted edge .BLKC return	24	42	42	103	3.30	1	
fluted edge .WLNT ped 1b1f	22	15½	20	62	5.82	1	
flat edge .GREY ped 1b1f	22	15½	20	62	5.82	1	
wood top	15	71	½	75	2.25	1	

AM-402N.MAHO left or right							\$2,756
.MAPL							
.CHER							
.BLKC							
.WLNT							
* flat edge .GREY							
includes Glass Transaction Top	15	71	½	210	6.94	1	



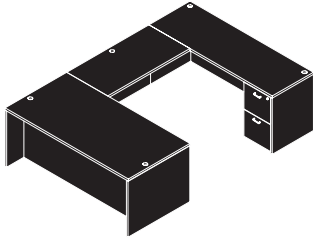
2 L-Desk. Reception with Wood Transaction Top
non-handed

AM-403N.MAHO							\$5,008
.MAPL							
.CHER desk	36	71	42	210	6.94	1	
.BLKC desk	36	71	42	210	6.94	1	
.WLNT return	24	42	42	206	3.30	1	
* flat edge .GREY return	24	42	42	206	3.30	1	
ped 2b1f	22	15½	28	86	7.63	1	
ped 2b1f	22	15½	28	86	7.63	1	
ped 2f	22	15½	28	78	7.63	1	
ped 2f	22	15½	28	78	7.63	1	
wood top	15	71	½	75	2.25	1	
wood top	15	71	½	75	2.25	1	

AM-404N.MAHO left or right							\$6,048
.MAPL							
.CHER							
.BLKC							
.WLNT							
* flat edge .GREY							
includes Glass Transaction Top	15	71	½	210	6.94	1	
includes Glass Transaction Top	15	71	½	210	6.94	1	

CERRYMAN

Amber Collection



U-Desk. Rectangular
non-handed

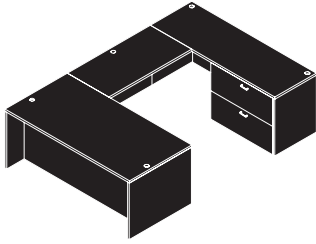
Product Code		D	W	H	Weight lbs.	Cubic ft.	Cartons	List Price
AM-421N.MAHO	<i>left or right</i>							\$2,560
.MAPL								
.CHER	<i>desk</i>	30	71	29	130	4.41	1	
.BLKC	<i>ped 2b1f</i>	22	15½	28	86	7.63	1	
.WLNT	<i>bridge</i>	24	42	29	67	2.08	1	
<i>* flat edge</i> .GREY	<i>credenza</i>	24	71	29	122	4.29	1	
	<i>ped 2f</i>	22	15½	28	78	7.63	1	
AM-349N.MAHO	<i>left or right</i>							\$2,560
.MAPL								
.CHER	<i>desk</i>	36	71	29	150	5.34	1	
.BLKC	<i>ped 2b1f</i>	22	15½	28	86	7.63	1	
.WLNT	<i>bridge</i>	24	42	29	67	2.08	1	
<i>* flat edge</i> .GREY	<i>credenza</i>	24	71	29	122	4.29	1	
	<i>ped 2f</i>	22	15½	28	78	7.63	1	
AM-422N.MAHO	<i>left or right</i>							\$2,598
.MAPL								
.CHER	<i>desk</i>	30	71	29	130	4.41	1	
.BLKC	<i>ped 2b1f</i>	22	15½	28	86	7.63	1	
.WLNT	<i>bridge</i>	24	48	29	75	2.35	1	
<i>* flat edge</i> .GREY	<i>credenza</i>	24	71	29	122	4.29	1	
	<i>ped 2f</i>	22	15½	28	78	7.63	1	
AM-350N.MAHO	<i>left or right</i>							\$2,598
.MAPL								
.CHER	<i>desk</i>	36	71	29	150	5.34	1	
.BLKC	<i>ped 2b1f</i>	22	15½	28	86	7.63	1	
.WLNT	<i>bridge</i>	24	48	29	75	2.35	1	
<i>* flat edge</i> .GREY	<i>credenza</i>	24	71	29	122	4.29	1	
	<i>ped 2f</i>	22	15½	28	78	7.63	1	

Amber

CHERRYMAN

Amber Collection

Please visit our website for more typical configurations



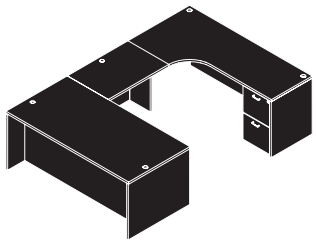
U-Desk. Rectangular
non-handed

Product Code		D	W	H	Weight lbs.	Cubic ft.	Cartons	List Price
AM-423N.MAHO	<i>left or right</i>							\$3,043
.MAPL								
.CHER	<i>desk</i>	30	71	29	130	4.41	1	
.BLKC	<i>ped 2b1f</i>	22	15½	28	86	7.63	1	
.WLNT	<i>bridge</i>	24	42	29	67	2.08	1	
<i>* flat edge</i> .GREY	<i>credenza</i>	24	71	29	122	4.29	1	
	<i>lat 2f</i>	23	35½	28	148	16.83	1	

AM-351N.MAHO	<i>left or right</i>							\$3,043
.MAPL								
.CHER	<i>desk</i>	36	71	29	150	5.34	1	
.BLKC	<i>ped 2b1f</i>	22	15½	28	86	7.63	1	
.WLNT	<i>bridge</i>	24	42	29	67	2.08	1	
<i>* flat edge</i> .GREY	<i>credenza</i>	24	71	29	122	4.29	1	
	<i>lat 2f</i>	23	35½	28	148	16.83	1	

AM-424N.MAHO	<i>left or right</i>							\$3,081
.MAPL								
.CHER	<i>desk</i>	30	71	29	130	4.41	1	
.BLKC	<i>ped 2b1f</i>	22	15½	28	86	7.63	1	
.WLNT	<i>bridge</i>	24	48	29	75	2.35	1	
<i>* flat edge</i> .GREY	<i>credenza</i>	24	71	29	122	4.29	1	
	<i>lat 2f</i>	23	35½	28	148	16.83	1	

AM-352N.MAHO	<i>left or right</i>							\$3,081
.MAPL								
.CHER	<i>desk</i>	36	71	29	150	5.34	1	
.BLKC	<i>ped 2b1f</i>	22	15½	28	86	7.63	1	
.WLNT	<i>bridge</i>	24	48	29	75	2.35	1	
<i>* flat edge</i> .GREY	<i>credenza</i>	24	71	29	122	4.29	1	
	<i>lat 2f</i>	23	35½	28	148	16.83	1	



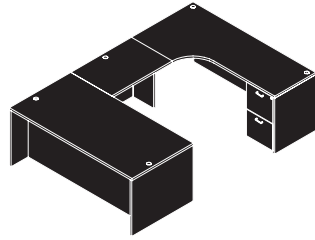
U-Desk. Rectangular. Credenza CC
right variation shown

AM-425L.MAHO	<i>left</i>							\$2,744
.MAPL								
.CHER	<i>desk</i>	30	71	29	130	4.41	1	
.BLKC	<i>ped 2b1f</i>	22	15½	28	86	7.63	1	
.WLNT	<i>bridge</i>	24	35	29	56	1.80	1	
<i>* flat edge</i> .GREY	<i>credenza</i>	24/36	71	29	139	5.34	1	
	<i>ped 2f</i>	22	15½	28	78	7.63	1	

AM-425R.MAHO	<i>right</i>							\$2,744
.MAPL								
.CCHER	<i>desk</i>	30	71	29	130	4.41	1	
.BLKC	<i>ped 2b1f</i>	22	15½	28	86	7.63	1	
.WLNT	<i>bridge</i>	24	35	29	56	1.80	1	
<i>* flat edge</i> .GREY	<i>credenza</i>	24/36	71	29	139	5.34	1	
	<i>ped 2f</i>	22	15½	28	78	7.63	1	

CHERRYMAN

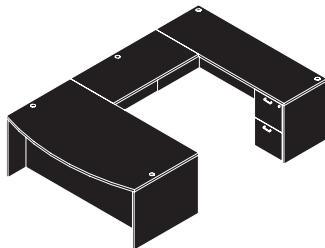
Amber Collection



U-Desk. Rectangular. Credenza CC
right variation shown

Product Code		D	W	H	Weight lbs.	Cubic ft.	Cartons	List Price
AM-353L.MAHO	<i>left</i>							\$2,744
.MAPL								
.CHER	<i>desk</i>	36	71	29	150	5.34	1	
.BLKC	<i>ped 2b1f</i>	22	15½	28	86	7.63	1	
.WLNT	<i>bridge</i>	24	35	29	56	1.80	1	
* flat edge .GREY	<i>credenza</i>	24/36	71	29	139	5.34	1	
	<i>ped 2f</i>	22	15½	28	78	7.63	1	

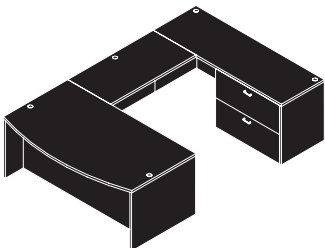
AM-353R.MAHO	<i>right</i>							\$2,744
.MAPL								
.CHER	<i>desk</i>	36	71	29	150	5.34	1	
.BLKC	<i>ped 2b1f</i>	22	15½	28	86	7.63	1	
.WLNT	<i>bridge</i>	24	35	29	56	1.80	1	
* flat edge .GREY	<i>credenza</i>	24/36	71	29	139	5.34	1	
	<i>ped 2f</i>	22	15½	28	78	7.63	1	



U-Desk. Bowfront
non-handed

AM-354N.MAHO	<i>left or right</i>							\$2,614
.MAPL								
.CHER	<i>desk</i>	35½/41	71	29	180	6.14	1	
.BLKC	<i>ped 2b1f</i>	22	15½	28	86	7.63	1	
.WLNT	<i>bridge</i>	24	42	29	67	2.08	1	
* flat edge .GREY	<i>credenza</i>	24	71	29	122	4.29	1	
	<i>ped 2f</i>	22	15½	28	78	7.63	1	

AM-355N.MAHO	<i>left or right</i>							\$2,652
.MAPL								
.CHER	<i>desk</i>	35½/41	71	29	180	6.14	1	
.BLKC	<i>ped 2b1f</i>	22	15½	28	86	7.63	1	
.WLNT	<i>bridge</i>	24	48	29	75	2.35	1	
* flat edge .GREY	<i>credenza</i>	24	71	29	122	4.29	1	
	<i>ped 2f</i>	22	15½	28	78	7.63	1	



U-Desk. Bowfront
non-handed

AM-356N.MAHO	<i>left or right</i>							\$3,097
.MAPL								
.CHER	<i>desk</i>	35½/41	71	29	180	6.14	1	
.BLKC	<i>ped 2b1f</i>	22	15½	28	86	7.63	1	
.WLNT	<i>bridge</i>	24	42	29	67	2.08	1	
* flat edge .GREY	<i>credenza</i>	24	71	29	122	4.29	1	
	<i>lat 2f</i>	23	35½	28	148	16.83	1	

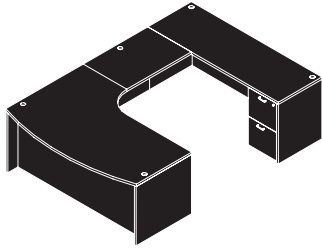
AM-357N.MAHO	<i>left or right</i>							\$3,135
.MAPL								
.CHER	<i>desk</i>	35½/41	71	29	180	6.14	1	
.BLKC	<i>ped 2b1f</i>	22	15½	28	86	7.63	1	
.WLNT	<i>bridge</i>	24	48	29	75	2.35	1	
* flat edge .GREY	<i>credenza</i>	24	71	29	122	4.29	1	
	<i>lat 2f</i>	23	35½	28	148	16.83	1	

Amber

CHERRYMAN

Amber Collection

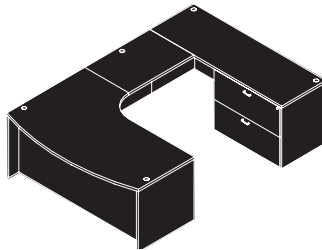
Please visit our website for more typical configurations



U-Desk. Bowfront CC
right variation shown

Product Code		D	W	H	Weight lbs.	Cubic ft.	Cartons	List Price
AM-358L.MAHO	<i>left</i>							\$2,708
.MAPL								
.CHER	<i>desk</i>	30/48	71	29	190	7.07	1	
.BLKC	<i>ped 2b1f</i>	22	15½	28	86	7.63	1	
.WLNT	<i>bridge</i>	24	35	29	56	1.80	1	
<i>* flat edge</i> .GREY	<i>credenza</i>	24	71	29	122	4.29	1	
	<i>ped 2f</i>	22	15½	28	78	7.63	1	

AM-358R.MAHO	<i>right</i>							\$2,708
.MAPL								
.CHER	<i>desk</i>	30/48	71	29	190	7.07	1	
.BLKC	<i>ped 2b1f</i>	22	15½	28	86	7.63	1	
.WLNT	<i>bridge</i>	24	35	29	56	1.80	1	
<i>* flat edge</i> .GREY	<i>credenza</i>	24	71	29	122	4.29	1	
	<i>ped 2f</i>	22	15½	28	78	7.63	1	



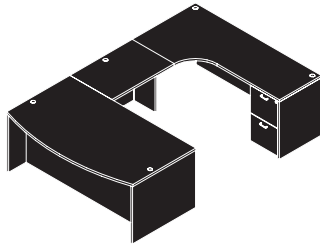
U-Desk. Bowfront CC
right variation shown

AM-359L.MAHO	<i>left</i>							\$3,191
.MAPL								
.CHER	<i>desk</i>	30/48	71	29	190	7.07	1	
.BLKC	<i>ped 2b1f</i>	22	15½	28	86	7.63	1	
.WLNT	<i>bridge</i>	24	35	29	56	1.80	1	
<i>* flat edge</i> .GREY	<i>credenza</i>	24	71	29	122	4.29	1	
	<i>lat 2f</i>	23	35½	28	148	16.83	1	

AM-359R.MAHO	<i>right</i>							\$3,191
.MAPL								
.CHER	<i>desk</i>	30/48	71	29	190	7.07	1	
.BLKC	<i>ped 2b1f</i>	22	15½	28	86	7.63	1	
.WLNT	<i>bridge</i>	24	35	29	56	1.80	1	
<i>* flat edge</i> .GREY	<i>credenza</i>	24	71	29	122	4.29	1	
	<i>lat 2f</i>	23	35½	28	148	16.83	1	

CHERRYMAN

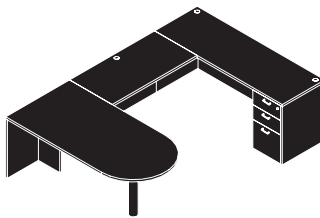
Amber Collection



U-Desk. Bowfront. Credenza CC
right variation shown

Product Code		D	W	H	Weight lbs.	Cubic ft.	Cartons	List Price
AM-360L.MAHO	<i>left</i>							\$2,798
.MAPL								
.CHER	<i>desk</i>	35½/41	71	29	180	6.14	1	
.BLKC	<i>ped 2b1f</i>	22	15½	28	86	7.63	1	
.WLNT	<i>bridge</i>	24	35	29	56	1.80	1	
* <i>flat edge</i>	.GREY	<i>credenza</i>	24/36	71	29	122	4.29	1
		<i>ped 2f</i>	22	15½	28	78	7.63	1

AM-360R.MAHO	<i>right</i>							\$2,798
.MAPL								
.CHER	<i>desk</i>	35½/41	71	29	180	6.14	1	
.BLKC	<i>ped 2b1f</i>	22	15½	28	86	7.63	1	
.WLNT	<i>bridge</i>	24	35	29	56	1.80	1	
* <i>flat edge</i>	.GREY	<i>credenza</i>	24/36	71	29	122	4.29	1
		<i>ped 2f</i>	22	15½	28	78	7.63	1



U-Desk. Bullet Shape
non-handed

AM-361N.MAHO	<i>left or right</i>							\$1,972
.MAPL								
.CHER	<i>desk</i>	36	71	29	117	5.44	2	
.BLKC	<i>bridge</i>	24	42	29	67	2.08	1	
.WLNT	<i>credenza</i>	24	71	29	122	4.29	1	
* <i>flat edge</i>	.GREY	<i>ped 2b1f</i>	22	15½	28	86	7.63	1

AM-362N.MAHO	<i>left or right</i>							\$2,010
.MAPL								
.CHER	<i>desk</i>	36	71	29	117	5.44	2	
.BLKC	<i>bridge</i>	24	48	29	75	2.35	1	
.WLNT	<i>credenza</i>	24	71	29	122	4.29	1	
* <i>flat edge</i>	.GREY	<i>ped 2b1f</i>	22	15½	28	86	7.63	1

AM-379N.MAHO	<i>left or right</i>							\$1,841
.MAPL								
.CHER	<i>desk</i>	30	66	29	109	5.06	2	
.BLKC	<i>bridge</i>	24	42	29	67	2.08	1	
.WLNT	<i>credenza</i>	24	66	29	115	3.96	1	
* <i>flat edge</i>	.GREY	<i>ped 2b1f</i>	22	15½	28	86	7.63	1

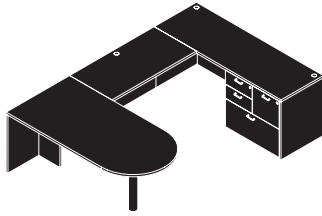
AM-380N.MAHO	<i>left or right</i>							\$1,879
.MAPL								
.CHER	<i>desk</i>	30	66	29	109	5.06	2	
.BLKC	<i>bridge</i>	24	48	29	75	2.35	1	
.WLNT	<i>credenza</i>	24	66	29	115	3.96	1	
* <i>flat edge</i>	.GREY	<i>ped 2b1f</i>	22	15½	28	86	7.63	1

Amber

CHERRYMAN

Amber Collection

Please visit our website for more typical configurations

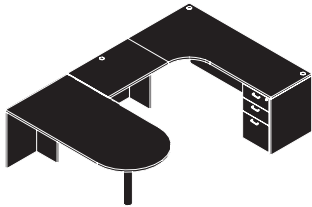


U-Desk. Bullet Shape
non-handed

Product Code		D	W	H	Weight lbs.	Cubic ft.	Cartons	List Price
AM-363N.MAHO	<i>left or right</i>							\$2,460
.MAPL								
.CHER	<i>desk</i>	36	71	29	117	5.44	2	
.BLKC	<i>bridge</i>	24	42	29	67	2.08	1	
.WLNT	<i>credenza</i>	24	71	29	122	4.29	1	
<i>* flat edge</i>	.GREY	<i>ped 2b2f</i>	23	30¼	28	157	14.51	1

AM-364N.MAHO	<i>left or right</i>							\$2,498
.MAPL								
.CHER	<i>desk</i>	36	71	29	117	5.44	2	
.BLKC	<i>bridge</i>	24	48	29	75	2.35	1	
.WLNT	<i>credenza</i>	24	71	29	122	4.29	1	
<i>* flat edge</i>	.GREY	<i>ped 2b2f</i>	23	30¼	28	157	14.51	1

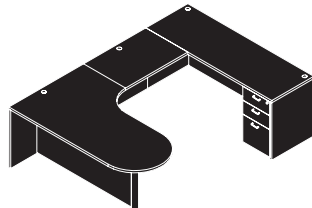
Amber



U-Desk. Bullet Shape
right variation shown

AM-381L.MAHO	<i>left</i>							\$2,030
.MAPL								
.CHER	<i>desk</i>	30	66	29	109	5.06	2	
.BLKC	<i>bridge</i>	24	35	29	56	1.80	1	
.WLNT	<i>credenza</i>	24/36	66	29	129	4.96	1	
<i>* flat edge</i>	.GREY	<i>ped 2b1f</i>	22	15½	28	86	7.63	1

AM-381R.MAHO	<i>right</i>							\$2,030
.MAPL								
.CHER	<i>desk</i>	30	66	29	109	5.06	2	
.BLKC	<i>bridge</i>	24	35	29	56	1.80	1	
.WLNT	<i>credenza</i>	24/36	66	29	129	4.96	1	
<i>* flat edge</i>	.GREY	<i>ped 2b1f</i>	22	15½	28	86	7.63	1



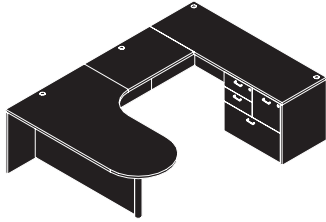
U-Desk. Bullet Shape CC
right variation shown

AM-365L.MAHO	<i>left</i>							\$2,109
.MAPL								
.CHER	<i>desk</i>	30/42	71	29	150	6.93	2	
.BLKC	<i>bridge</i>	24	35	29	56	1.80	1	
.WLNT	<i>credenza</i>	24	71	29	122	4.29	1	
<i>* flat edge</i>	.GREY	<i>ped 2b1f</i>	22	15½	28	86	7.63	1

AM-365R.MAHO	<i>right</i>							\$2,109
.MAPL								
.CHER	<i>desk</i>	30/42	71	29	150	6.93	2	
.BLKC	<i>bridge</i>	24	35	29	56	1.80	1	
.WLNT	<i>credenza</i>	24	71	29	122	4.29	1	
<i>* flat edge</i>	.GREY	<i>ped 2b1f</i>	22	15½	28	86	7.63	1

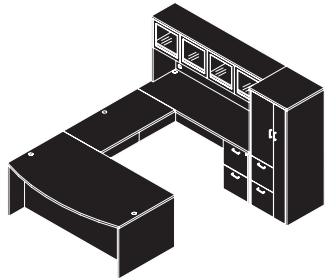
CHERRYMAN

Amber Collection



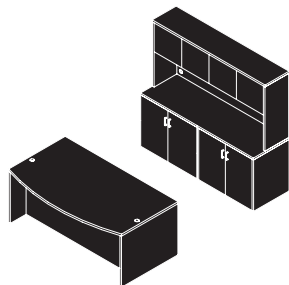
U-Desk. Bullet Shape CC
right variation shown

Product Code		D	W	H	Weight lbs.	Cubic ft.	Cartons	List Price
AM-366L.MAHO	<i>left</i>							\$2,597
.MAPL								
.CHER	<i>desk</i>	30/42	71	29	150	6.93	2	
.BLKC	<i>bridge</i>	24	35	29	56	1.80	1	
.WLNT	<i>credenza</i>	24	71	29	122	4.29	1	
<i>* flat edge</i>	.GREY	<i>ped 2b2f</i>	23	30¼	28	157	14.51	1
AM-366R.MAHO	<i>right</i>							\$2,597
.MAPL								
.CHER	<i>desk</i>	30/42	71	29	150	6.93	2	
.BLKC	<i>bridge</i>	24	35	29	56	1.80	1	
.WLNT	<i>credenza</i>	24	71	29	122	4.29	1	
<i>* flat edge</i>	.GREY	<i>ped 2b2f</i>	23	30¼	28	157	14.51	1



U-Desk. Configuration
non-handed
[order optional tackboard
separately]

AM-389N.MAHO	<i>left or right</i>							\$5,323	
.MAPL									
.CHER	<i>desk</i>	35½/41	71	29	180	6.14	1		
.BLKC	<i>ped 2b1f</i>	22	15½	28	86	7.63	1		
.WLNT	<i>bridge</i>	24	48	29	75	2.35	1		
<i>* flat edge</i>	.GREY	<i>credenza</i>	24	71	29	122	4.29		1
		<i>ped 2f</i>	22	15½	28	78	7.63		1
		<i>hutch shell</i>	15	71	36	123	5.30		1
		<i>doors aluminum frame glass</i>	¾	69¼	15	21	1.24		1
		<i>wardrobe</i>	23½	24	65	217	26.20		1



Desk. Credenza. Configuration
non-handed
[order optional tackboard
separately]

AM-383N.MAHO								\$3,954	
.MAPL									
.CHER	<i>desk</i>	35½/41	71	29	180	6.14	1		
.BLKC	<i>ped 2b1f</i>	22	15½	28	86	7.63	1		
.WLNT	<i>ped 2b1f</i>	22	15½	28	86	7.63	1		
<i>* flat edge</i>	.GREY	<i>lat 2d</i>	23	35½	29	148	16.83		1
		<i>lat 2d</i>	23	35½	29	148	16.83		1
		<i>hutch shell</i>	15	71	36	123	5.30		1
		<i>doors wood</i>	¾	69¼	15	22	1.24		1
		<i>top</i>	22½	71	1	46	1.00		1

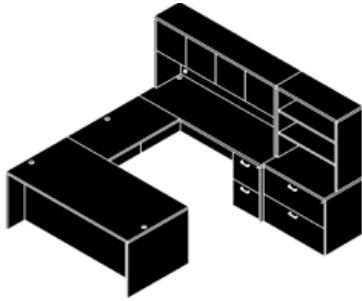
AM-390N.MAHO								\$4,275
.MAPL								
.CHER								
.BLKC								
.WLNT								
<i>* flat edge</i>	.GREY	<i>with doors aluminum frame glass</i>	¾	69¼	15	21	1.24	1

Amber

CHERRYMAN

Amber Collection

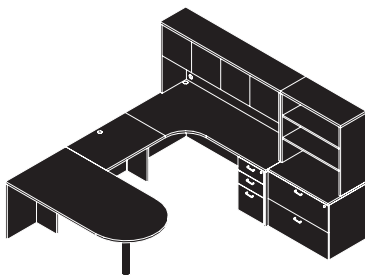
Please visit our website for more typical configurations



U-Desk. Configuration
non-handed
[order optional tackboard
separately]

Product Code		D	W	H	Weight lbs.	Cubic ft.	Cartons	List Price
AM-426N.MAHO	<i>left of right</i>							\$4,693
.MAPL								
.CHER	<i>desk</i>	30	71	29	130	4.41	1	
.BLKC	<i>ped 2b1f</i>	22	15½	28	86	7.63	1	
.WLNT	<i>bridge</i>	24	48	29	75	2.35	1	
* flat edge .GREY	<i>credenza</i>	24	71	29	139	5.34	1	
	<i>ped 2f</i>	22	15½	28	78	7.63	1	
	<i>hutch shell</i>	15	71	36	123	5.30	1	
	<i>doors wood ¾</i>	69¼	15		22	1.24	1	
	<i>lat 2f</i>	23	35½	29	148	16.83	1	
	<i>hutch</i>	14	35½	36	95	3.39	1	

AM-405N.MAHO	<i>left of right</i>							\$4,693
.MAPL								
.CHER	<i>desk</i>	36	71	29	150	5.34	1	
.BLKC	<i>ped 2b1f</i>	22	15½	28	86	7.63	1	
.WLNT	<i>bridge</i>	24	48	29	75	2.35	1	
* flat edge .GREY	<i>credenza</i>	24	71	29	139	5.34	1	
	<i>ped 2f</i>	22	15½	28	78	7.63	1	
	<i>hutch shell</i>	15	71	36	123	5.30	1	
	<i>doors wood ¾</i>	69¼	15		22	1.24	1	
	<i>lat 2f</i>	23	35½	29	148	16.83	1	
	<i>hutch</i>	14	35½	36	95	3.39	1	



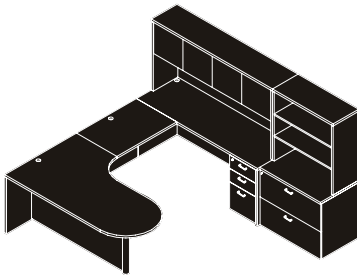
U-Desk. Configuration
right variation shown
[order optional tackboard
separately]

AM-369L.MAHO	<i>left</i>							\$4,251
.MAPL								
.CHER	<i>desk</i>	36	71	29	117	5.44	2	
.BLKC	<i>bridge</i>	24	35	29	75	2.35	1	
.WLNT	<i>credenza</i>	24/36	71	29	139	5.34	1	
* flat edge .GREY	<i>ped 2b1f</i>	22	15½	28	86	7.63	1	
	<i>hutch shell</i>	15	71	36	123	5.30	1	
	<i>doors wood ¾</i>	69¼	15		22	1.24	1	
	<i>lat 2f</i>	23	35½	29	148	16.83	1	
	<i>hutch</i>	14	35½	36	95	3.39	1	

AM-369R.MAHO	<i>right</i>							\$4,251
.MAPL								
.CHER	<i>desk</i>	36	71	29	117	5.44	2	
.BLKC	<i>bridge</i>	24	35	29	75	2.35	1	
.WLNT	<i>credenza</i>	24/36	71	29	139	5.34	1	
* flat edge .GREY	<i>ped 2b1f</i>	22	15½	28	86	7.63	1	
	<i>hutch shell</i>	15	71	36	123	5.30	1	
	<i>doors wood ¾</i>	69¼	15		22	1.24	1	
	<i>lat 2f</i>	23	35½	29	148	16.83	1	
	<i>hutch</i>	14	35½	36	95	3.39	1	

CHERRYMAN

Amber Collection



U-Desk. Configuration
right variation shown
[order optional tackboard
separately]

Product Code		D	W	H	Weight lbs.	Cubic ft.	Cartons	List Price
AM-377L.MAHO	<i>left</i>							\$4,204
.MAPL								
.CHER	<i>desk</i>	30/42	71	29	150	6.93	2	
.BLKC	<i>bridge</i>	24	35	29	56	1.80	1	
.WLNT	<i>credenza</i>	24	71	29	122	4.29	1	
* flat edge .GREY	<i>ped 2b1f</i>	22	15½	28	86	7.63	1	
	<i>hutch shell</i>	15	71	36	123	5.30	1	
	<i>doors wood</i>	¾	69¼	15	22	1.24	1	
	<i>lat 2f</i>	23	35½	29	148	16.83	1	
	<i>hutch</i>	14	35½	36	95	3.39	1	

AM-377R.MAHO	<i>right</i>							\$4,204
.MAPL								
.CHER	<i>desk</i>	30/42	71	29	150	6.93	2	
.BLKC	<i>bridge</i>	24	35	29	56	1.80	1	
.WLNT	<i>credenza</i>	24	71	29	122	4.29	1	
* flat edge .GREY	<i>ped 2b1f</i>	22	15½	28	86	7.63	1	
	<i>hutch shell</i>	15	71	36	123	5.30	1	
	<i>doors wood</i>	¾	69¼	15	22	1.24	1	
	<i>lat 2f</i>	23	35½	29	148	16.83	1	
	<i>hutch</i>	14	35½	36	95	3.39	1	

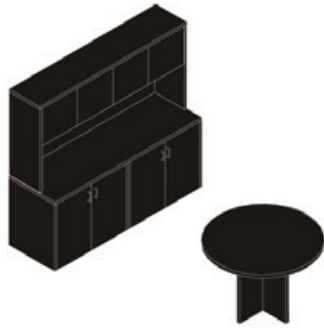


Table Station. Configuration
[order optional tackboard
separately]

AM-378N.MAHO								\$2,703
.MAPL								
.CHER	<i>top</i>	22½	71	1	46	1.00	1	
.BLKC	<i>lat 2d</i>	22½	35½	29	148	16.83	1	
.WLNT	<i>lat 2d</i>	22½	35½	29	148	16.83	1	
* flat edge .GREY	<i>table</i>	47	47	29	111	6.95	1	
	<i>hutch shell</i>	15	71	36	123	5.30	1	
	<i>doors wood</i>	¾	69¼	15	22	1.24	1	

AM-391N.MAHO								\$3,024
.MAPL								
.CHER								
.BLKC								
.WLNT								
* flat edge .GREY	<i>with doors aluminum frame glass</i>	¾	69¼	15	21	1.24	1	

Amber

CHERRYMAN

Amber Collection

Please visit our website for more typical configurations

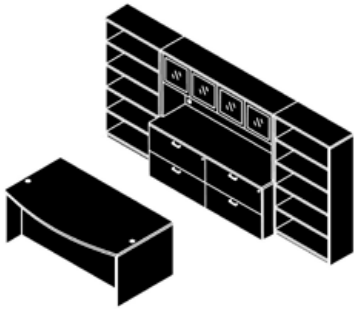
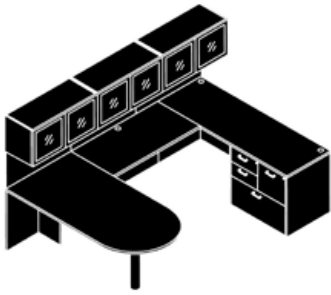


Table Station. Configuration
[order optional tackboard
separately]

Product Code		D	W	H	Weight lbs.	Cubic ft.	Cartons	List Price	
AM-406N.MAHO								\$6,459	
.MAPL									
.CHER	desk	35½/41	71	29	180	6.14	1		
.BLKC	ped 2b1f	22	15½	28	86	7.63	1		
.WLNT	ped 2f	22	15½	28	78	7.63	1		
* flat edge .GREY	top	22½	71	1	46	1.00	1		
	lat 2f	23	35½	29	148	16.83	1		
	lat 2f	23	35½	29	148	16.83	1		
	bookcase	15	35½	65	172	5.79	1		
	bookcase	15	35½	65	172	5.79	1		
	hutch shell	15	71	36	123	5.30	1		
	doors aluminum frame glass	¾	69¼	15	21	1.24	1		

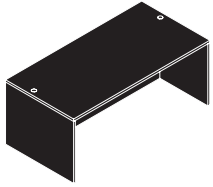


U-Desk. Configuration
non-handed
[order optional tackboard
separately]

AM-407N.MAHO								\$4,370	
<i>left or right</i>									
.MAPL									
.CHER	desk	36	71	29	117	5.44	2		
.BLKC	bridge	24	48	29	56	1.80	1		
.WLNT	credenza	24	71	29	122	4.29	1		
* flat edge .GREY	ped 2b2f	33	31	29	157	14.51	1		
	wall mount	15	36	36	123	5.30	1		
	wall mount	15	36	36	123	5.30	1		
	wall mount	15	36	36	123	5.30	1		
	doors aluminum frame glass	¾	36	15	22	1.24	1		
	doors aluminum frame glass	¾	36	15	22	1.24	1		
	doors aluminum frame glass	¾	36	15	22	1.24	1		

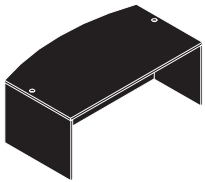
CHERRYMAN

Amber Collection



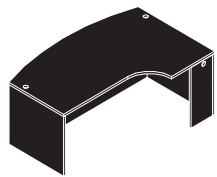
Desk. Rectangular. Shell

Product Code		D	W	H	Weight lbs.	Cubic ft.	Cartons	List Price
A424. MAHO	<i>left or right</i>	24	48	29	86	2.80	1	\$410
.MAP								
.CHE								
.BLK								
.WAL								
.GRY	<i>* flat edge</i>							
A421. MAHO	<i>left or right</i>	30	48	29	111	4.027	1	\$465
.MAP								
.CHE								
.BLK								
.WAL								
.GRY	<i>* flat edge</i>							
A121. MAHO	<i>left or right</i>	30	60	29	112	3.89	1	\$488
.MAP								
.CHE								
.BLK								
.WAL								
.GRY	<i>* flat edge</i>							
A921. MAHO	<i>left or right</i>	30	66	29	126	4.27	1	\$521
.MAP								
.CHE								
.BLK								
.WAL								
.GRY	<i>* flat edge</i>							
A521. MAHO	<i>left or right</i>	30	71	29	130	4.41	1	\$651
.MAP								
.CHE								
.BLK								
.WAL								
.GRY	<i>* flat edge</i>							
A821. MAHO	<i>left or right</i>	36	71	29	150	5.34	1	\$651
.MAP								
.CHE								
.BLK								
.WAL								
.GRY	<i>* flat edge</i>							



Desk. Bowfront. Shell

A822. MAHO	<i>left or right</i>	35½/41	71	29	180	6.14	1	\$705
.MAP								
.CHE								
.BLK								
.WAL								
.GRY	<i>* flat edge</i>							

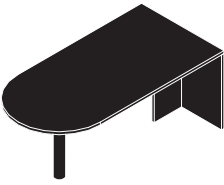
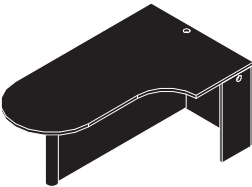
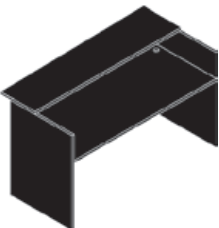

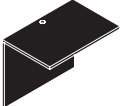


Desk. Bowfront CC. Shell
right variation shown

A321. MAHO	<i>left</i>	30/48	71	29	190	7.07	1	\$816
.MAP								
.CHE								
.BLK								
.WAL								
.GRY	<i>* flat edge</i>							
A322. MAHO	<i>right</i>	30/48	71	29	190	7.07	1	\$816
.MAP								
.CHE								
.BLK								
.WAL								
.GRY	<i>* flat edge</i>							

CHERRYMAN

Amber Collection

	Product Code	D	W	H	Weight lbs.	Cubic ft.	Cartons	List Price
 Desk. Bullet Shape	AM-373N. MAHO <i>left or right</i> .MAPL .CHER .BLKC .WLNT .GRY *flat edge	36	71	29	117	5.44	2	\$629
	AM-384N. MAHO <i>left or right</i> .MAPL .CHER .BLKC .WLNT .GRY *flat edge	30	66	29	117	5.44	2	\$545
 Desk. Bullet Shape CC <i>right variation shown</i>	AM-374L. MAHO <i>left</i> .MAPL .CHER .BLKC .WLNT .GRY *flat edge	30/42	71	29	150	6.93	2	\$783
	AM-374R. MAHO <i>right</i> .MAPL .CHER .BLKC .WLNT .GRY *flat edge	30/42	71	29	150	6.93	2	\$783
 Desk. Reception. Shell	A126. MAHO <i>left or right</i> .MAP .CHE .BLK .WAL .GRY *flat edge	36	71	42	201	6.70	1	\$893
 Desk. Reception. Glass Transaction Top	A127	15	71	½	75	2.40	1	\$520
 Bridge <i>non-handed</i>	A623. MAHO <i>left or right</i> .MAP .CHE .BLK .WAL .GRY *flat edge	24	35	29	56	1.80	1	\$256
	A923. MAHO <i>left or right</i> .MAP .CHE .BLK .WAL .GRY *flat edge	24	42	29	67	2.08	1	\$273
	A823. MAHO <i>left or right</i> .MAP .CHE .BLK .WAL .GRY *flat edge	24	48	29	75	2.35	1	\$311

Amber

CHERRYMAN

Amber Collection



Return. Shell
non-handed

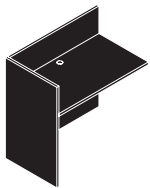
Product Code	D	W	H	Weight lbs.	Cubic ft.	Cartons	List Price
A224. MAHO <i>left or right</i>	20	42	29	78	2.88	1	\$328
.MAP							
.CHE							
.BLK							
.WAL							
.GRY *flat edge							

A304. MAHO <i>left or right</i>	24	30	29	58	2.04	1	\$278
.MAP							
.CHE							
.BLK							
.WAL							
.GRY *flat edge							

A324. MAHO <i>left or right</i>	24	35	29	70	2.46	1	\$316
.MAP							
.CHE							
.BLK							
.WAL							
.GRY *flat edge							


A924. MAHO <i>left or right</i>	24	42	29	82	2.90	1	\$356
.MAP							
.CHE							
.BLK							
.WAL							
.GRY *flat edge							

A824. MAHO <i>left or right</i>	24	48	29	104	3.22	1	\$398
.MAP							
.CHE							
.BLK							
.WAL							
.GRY *flat edge							



Return. Reception. Shell
non-handed

A124. MAHO <i>left or right</i>	24	42	42	103	3.30	1	\$425
.MAP							
.CHE							
.BLK							
.WAL							
.GRY *flat edge							

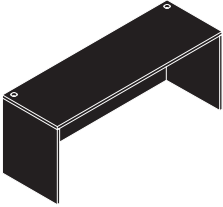
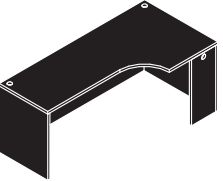
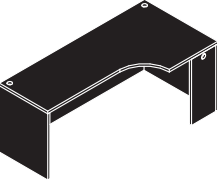

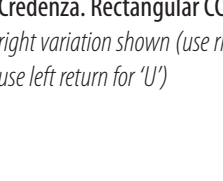
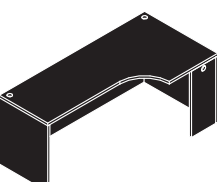
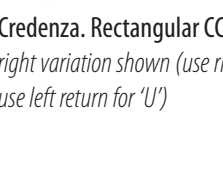


Common Top for Storage Laterals. 2f or 2d

A425. MAHO	22½	71	1	46	1.00	1	\$233
.MAP							
.CHE							
.BLK							
.WAL							
.GRY *flat edge							

CHERRYMAN










Amber Collection

	Product Code		D	W	H	Weight lbs.	Cubic ft.	Cartons	List Price
 <p>Credenza. Rectangular. Shell</p>	A125. MAHO	<i>left or right</i>	24	60	29	99	3.51	1	\$398
	.MAP								
	.CHE								
	.BLK								
	.WAL								
	.GRY	<i>* flat edge</i>							
 <p>Credenza. Rectangular CC. Shell <i>right variation shown (use right return for 'L', use left return for 'U')</i></p>	A925. MAHO	<i>left or right</i>	24	66	29	115	3.96	1	\$403
	.MAP								
	.CHE								
	.BLK								
	.WAL								
	.GRY	<i>* flat edge</i>							
 <p>Credenza. Rectangular CC. Shell <i>right variation shown (use right return for 'L', use left return for 'U')</i></p>	A825. MAHO	<i>left or right</i>	24	71	29	122	4.29	1	\$450
	.MAP								
	.CHE								
	.BLK								
	.WAL								
	.GRY	<i>* flat edge</i>							
 <p>Credenza. Rectangular CC. Shell <i>right variation shown (use right return for 'L', use left return for 'U')</i></p>	A621. MAHO	<i>left</i>	24/36	71	29	139	5.34	1	\$651
	.MAP								
	.CHE								
	.BLK								
	.WAL								
	.GRY	<i>* flat edge</i>							
 <p>Credenza. Rectangular CC. Shell <i>right variation shown (use right return for 'L', use left return for 'U')</i></p>	A622. MAHO	<i>right</i>	24/36	71	29	139	5.34	1	\$651
	.MAP								
	.CHE								
	.BLK								
	.WAL								
	.GRY	<i>* flat edge</i>							
 <p>Credenza. Rectangular CC. Shell <i>right variation shown (use right return for 'L', use left return for 'U')</i></p>	A661. MAHO	<i>left</i>	24/36	66	29	129	4.96	1	\$609
	.MAP								
	.CHE								
	.BLK								
	.WAL								
	.GRY	<i>* flat edge</i>							
 <p>Credenza. Rectangular CC. Shell <i>right variation shown (use right return for 'L', use left return for 'U')</i></p>	A662. MAHO	<i>right</i>	24/36	66	29	129	4.96	1	\$609
	.MAP								
	.CHE								
	.BLK								
	.WAL								
	.GRY	<i>* flat edge</i>							

Amber

CHERRYMAN




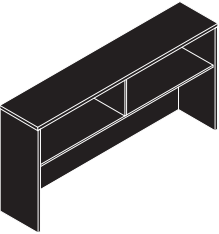

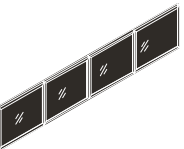
Amber Collection

	Product Code	D	W	H	Weight lbs.	Cubic ft.	Cartons	List Price
 Storage. Ped. 2b1f. Assembled	A831. MAHO .MAP .CHE .BLK .WAL .GRY	22	15½	28	86	7.63	1	\$620
 Storage. Ped. 2f. Assembled	A832. MAHO .MAP .CHE .BLK .WAL .GRY	22	15½	28	78	7.63	1	\$566
 Storage. Ped for 20D Return 2f. Assembled	A840. MAHO .MAP .CHE .BLK .WAL .GRY	18	15½	28	63	6.46	1	\$499
 Storage. Suspended Ped. 1b1f. Assembled	A838. MAHO .MAP .CHE .BLK .WAL .GRY	22	15½	20	62	5.82	1	\$459
 Storage. Suspended Ped for 20D Return 1b1f. Assembled	A839. MAHO .MAP .CHE .BLK .WAL .GRY	18	15½	20	56	4.93	1	\$433
 Storage. Mobile Ped. 1b1f. Assembled	A848. MAHO .MAP .CHE .BLK .WAL .GRY *flat edge	22	15½	23½	86	5.17	1	\$559
 Storage. Mobile Ped. Cushion	AMPC03 light	22	15½	2	5	0.49	1	\$143
 Storage. Cab.2D (top can be removed)	A540. MAHO .MAP .CHE .BLK .WAL .GRY *flat edge	22½	35½	29	148	16.83	1	\$550
 Storage. Lat. 2b/2f. Assembled (top can be removed)	A327. MAHO .MAP .CHE .BLK .WAL .GRY *flat edge	23	31	29	157	14.51	1	\$1,108

Amber

CHERRYMAN



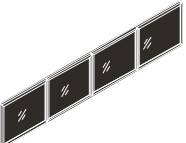
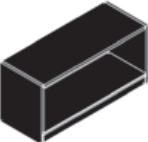
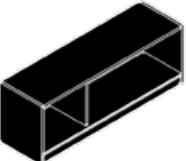


Amber Collection

	Product Code	D	W	H	Weight lbs.	Cubic ft.	Cartons	List Price
 <p>Storage. Lat. 2f. Assembled (top can be removed)</p>	A827. MAHO .MAP .CHE .BLK .WAL .GRY *flat edge	22½	35½	29	148	16.83	1	\$1,049
 <p>Storage. Lat. 4f. Assembled</p>	A927. MAHO .MAP .CHE .BLK .WAL .GRY *flat edge	22½	35½	55	250	33.09	1	\$1,966
 <p>Storage. Hutch. 2d. Wood</p>	A326. MAHO .MAP .CHE .BLK .WAL .GRY *flat edge	15	48	36	103	3.84	1	\$471
 <p>Storage. Hutch. Shell. Must order with door sets</p>	A426. MAHO .MAP .CHE .BLK .WAL .GRY *flat edge	15	71	36	123	5.30	1	\$513
 <p>Door Set. 72W. Wood</p>	A427. MAHO .MAP .CHE .BLK .WAL .GRY	¾	69¼	15	22	1.24	1	\$163
 <p>Door Set. 72W. Aluminum Frame/Glass</p>	A439	¾	69¼	15	21	1.24	1	\$484

Amber


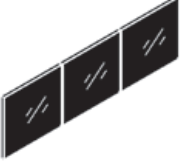



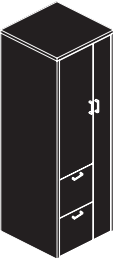
CHERRYMAN

Amber Collection

	Product Code	D	W	H	Weight lbs.	Cubic ft.	Cartons	List Price
 <p>Storage. Hutch. Shell. Must order with door sets</p>	A466. MAHO	15	66	36	115	4.95	1	\$484
	.MAP							
	.CHE							
	.BLK							
	.WAL							
	.GRY *flat edge							
 <p>Door Set. 66W. Wood</p>	A467. MAHO	¾	64¼	15	21	1.15	1	\$154
	.MAP							
	.CHE							
	.BLK							
	.WAL							
	.GRY							
 <p>Door Set. 66W. Aluminum Frame/Glass</p>	A469	¾	64¼	15	20	1.15	1	\$470
 <p>Storage. Wall Mount. Shell. Assembled. Must order with doors sets</p>	A110. MAHO	15	36	17	38	6.78	1	\$354
	.MAP							
	.CHE							
	.BLK							
	.WAL							
	.GRY *flat edge							
 <p>Storage. Wall Mount. Shell. Assembled. Must order with doors sets</p>	A210. MAHO	15	48	17	52	8.97	1	\$445
	.MAP							
	.CHE							
	.BLK							
	.WAL							
	.GRY *flat edge							
 <p>Wall Mount Door Set. Wood</p>	A117. MAHO	¾	36	17	13	0.74	1	\$85
	.MAP							
	.CHE							
	.BLK							
	.WAL							
	.GRY							
 <p>Wall Mount Door Set. Wood</p>	A217. MAHO	¾	48	17	17	0.92	1	\$106
	.MAP							
	.CHE							
	.BLK							
	.WAL							
	.GRY							

CERRYMAN

Amber Collection

	Product Code	D	W	H	Weight lbs.	Cubic ft.	Cartons	List Price
	A119	¾	36	17	14	0.86	1	\$270
	A219	¾	48	17	19	1.12	1	\$373
Wall Mount Door Set. Aluminum Frame/Glass								
	A328. MAHO .MAP .CHE .BLK .WAL .GRY *flat edge	15	35½	36	95	3.39	1	\$370
Storage. Hutch. Open								
	A828. MAHO .MAP .CHE .BLK .WAL .GRY *flat edge	15	35½	42	115	3.85	1	\$450
Storage. Bookcase. 2 Shelf								
	A829. MAHO .MAP .CHE .BLK .WAL .GRY *flat edge	15	35½	65	172	5.79	1	\$620
Storage. Bookcase. 4 Shelf								
	A560. MAHO .MAP .CHE .BLK .WAL .GRY *flat edge	23½	24	65	216	26.20	1	\$1,674
Storage. Vertical. Wardrobe Combo. 2d2f. Assembled								

Amber

CHERRYMAN

Amber Collection



Table. Conference. Round

Product Code	D	W	H	Weight lbs.	Cubic ft.	Cartons	List Price
A722. MAHO	36	36	29	80	2.04	1	\$559
.MAP							
.CHE							
.BLK							
.WAL							
.GRY *flat edge							

A726. MAHO	42	42	29	95	8.94	1	\$651
.MAP							
.CHE							
.BLK							
.WAL							
.GRY *flat edge							

A721. MAHO	47	47	29	111	6.95	1	\$694
.MAP							
.CHE							
.BLK							
.WAL							
.GRY *flat edge							



Table. Conference. Racetrack

A720. MAHO	35	71	29	135	5.57	1	\$679
.MAP							
.CHE							
.BLK							
.WAL							
.GRY *flat edge							

A723. MAHO	42	95	29	190	5.53	1	\$885
.MAP							
.CHE							
.BLK							
.WAL							
.GRY *flat edge							





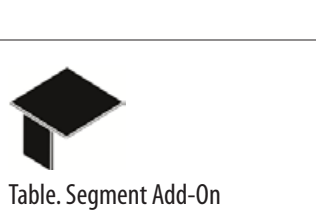



Table. Conference. Expandable

AM-408N. MAHO	48	120	29	257	10.21	2	\$1,263
.MAPL							
.CHER							
.BLKC							
.WLNT							
.GRY *flat edge							

AM-409N. MAHO	48	144	29	294	11.58	2	\$2,053
.MAPL							
.CHER							
.BLKC							
.WLNT							
.GRY *flat edge							

CERRYMAN

Amber Collection

	Product Code	D	W	H	Weight lbs.	Cubic ft.	Cartons	List Price
 Table. Conference. Expandable	AM-410N. MAHO	48	168	29	360	15.13	3	\$2,123
	.MAPL							
	.CHER							
	.BLKC							
	.WLNT							
	.GRY *flat edge							
	AM-411N. MAHO	48	192	29	397	16.50	3	\$2,913
	.MAPL							
	.CHER							
	.BLKC							
	.WLNT							
	.GRY *flat edge							
 Table. Conference. Expandable	AM-412N. MAHO	48	216	29	463	20.05	4	\$2,983
	.MAPL							
	.CHER							
	.BLKC							
	.WLNT							
	.GRY *flat edge							
 Table. Conference. Expandable	AM-413N. MAHO	48	240	29	500	21.42	4	\$3,773
	.MAPL							
	.CHER							
	.BLKC							
	.WLNT							
	.GRY *flat edge							
 Table. Segment Add-On	A739. MAHO	48	48	29	103	4.92	1	\$860
	.MAP							
	.CHE							
	.BLK							
	.WAL							
	.GRY *flat edge							
 Aluminum Leg Trim	UALTRIM	3/8	2	39	2	0.04	1	\$116/set
	(2 pcs per set)							
 Table. Occasional. Square	A131. MAHO	24	24	20	49	1.70	1	\$219
	.MAP							
	.CHE							
	.BLK							
	.WAL							
	.GRY *flat edge							

Amber

CHERRYMAN

Amber Collection



Chair. Guest. Slat Back

seat requires attachment

4 pcs per carton, list price is based on per chair

Product Code	D	W	H	Weight lbs.	Cubic ft.	Cartons	List Price
CHAIR-07 <i>matches cherry finish</i>	23	23	32.5	21	5.10	1	\$703/pc
CHAIR-08 <i>matches mahogany finish</i>	23	23	32.5	21	5.10	1	\$703/pc
CHAIR-12 <i>matches black cherry finish</i>	23	23	32.5	21	5.10	1	\$703/pc
CHAIR-14 <i>matches park walnut finish</i>	23	23	32.5	21	5.10	1	\$703/pc

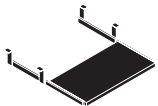


Chair. Guest. Upholstered Back

seat requires attachment

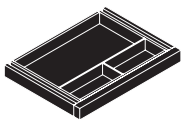
4 pcs per carton, list price is based on per chair

CHAIR-27 <i>matches cherry finish</i>	23	23	32.5	21	5.10	1	\$703/pc
CHAIR-28 <i>matches mahogany finish</i>	23	23	32.5	21	5.10	1	\$703/pc
CHAIR-32 <i>matches black cherry finish</i>	23	23	32.5	21	5.10	1	\$703/pc
CHAIR-34 <i>matches park walnut finish</i>	23	23	32.5	21	5.10	1	\$703/pc



Accessory. Keyboard Slide

A510. MAHO .MAP .CHE .BLK .WAL .GRY	12	26	1	11	0.93	1	\$86
---	----	----	---	----	------	---	-------------



Accessory. Center Drawer

A830. MAHO .MAP .CHE .BLK .WAL .GRY	14	20	2	9	0.59	1	\$86
---	----	----	---	---	------	---	-------------



Accessory. Presentation Board

A120. MAHO .MAP .CHE .BLK .WAL .GRY	4	48	48	105	7.69	1	\$719
---	---	----	----	-----	------	---	--------------

CERRYMAN

Amber Collection



Accessory. Tackboard
to be used with hutches and
wall mounts only

Product Code	D	W	H	Weight lbs.	Cubic ft.	Cartons	List Price
A203.DARK .LIGHT <i>for A326 hutch only</i>	1½	44½	18	8	0.69	1	\$158
A202.LIGHT <i>for A466 hutch only</i>	1½	63	18	10	0.97	1	\$219
A201.LIGHT <i>for A426 hutch only</i>	1½	68	18	10	1.05	1	\$233
A204.DARK .LIGHT <i>for A110 wall mount only</i>	1½	36	18	8	0.69	1	\$154
A205.DARK .LIGHT <i>for A210 wall mount only</i>	1½	48	18	10	0.97	1	\$173

CERRYMAN



Jade

Effective March 14, 2022 a 15% surcharge needs to be added to the net total of all Cherryman Classics orders. The surcharge should appear as a separate line item before the product subtotal for each Cherryman purchase order.

CHERRYMAN

Specifications | Jade Collection

Veneer

CHERRYMAN veneers are selected from premium grade qualities. Veneers are flat cut and slip matched. Every possible effort is made to ensure color continuity. Differences can, however, occur due to the natural variations in tone and color of wood veneers. The Jade Collection is offered in two finishes:

CHER Chestnut Cherry
MAHO Henna Mahogany

Finish

CHERRYMAN's finish provides superior strength with enhanced stain and mar resistance for easy maintenance. Veneers are finished utilizing a satin sheen and CHERRYMAN's closed pore standard.

Samples

CHERRYMAN provides samples for all wood and laminate finishes.

Construction. tops and support panels

Tops are 1-1/8" thick and feature a solid wood profiled edge on all four sides. Conference tops are 1-1/2" thick with the profile on all four sides. Both tops and panels use a 3 ply balanced construction. All support panels include adjustable levelers.

Construction. cases

All cases are constructed utilizing 3 ply balanced panels. Adjustable levelers are provided in all cases.

Construction. guest chairs

All guest chairs are constructed of solid hardwood. The finishes offered match the casegoods collections. The chairs are upholstered in standard black Barbadine fabric with 1000's of fabrics available as an option.

Locks

All pedestals and laterals with drawers include a front mounted gang lock. All units are keyed alike. Requests for different keying can be accommodated for an upcharge.

Pulls

The Jade Collection pull is offered in a metallic silver finish.

Grommets

Grommets for cables are provided in returns, bridges, credenzas and hutches.

Product Assembly. wood collections

Most CHERRYMAN product is shipped in a *Ready to Assemble* state. The carton count for each item is provided in the price list.

The following items are *Ready to Assemble* with the aid of cam lock connectors and pre-drilled holes:

desks
returns / bridges
bridge credenzas / kneespace credenzas
conference tables
bookcases

The following items are *Pre Assembled* requiring placement only:

pedestal storage
lateral storage
full credenzas
vertical storage
wall mount storage
hutch storage
presentation boards

Product Ordering

Each collection is divided into a *Configurations*, followed by a *Components* section in this specification guide. For ease of ordering with one product number, the *Configurations* section lists complete units and configurations and includes:

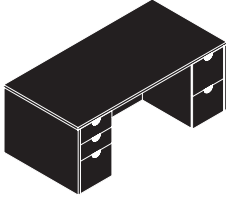
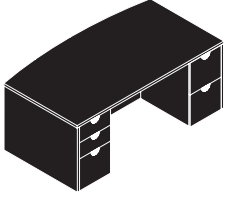
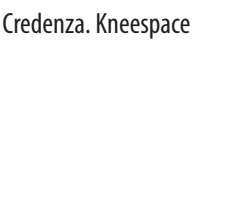

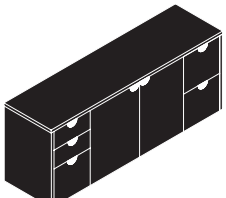
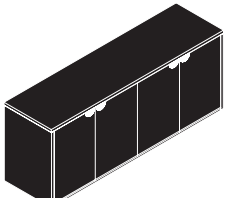
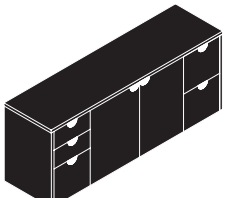
desks with pedestals
full credenzas / kneespace credenzas
L desks / U desks
U desks with hutch storage
U desks with hutch and vertical storage

The *Components* section enables the ordering of individual items where alternate storage choices and / or alternate sizes of units are required. This section includes:

desk shells
return shells
bridges
bridge credenza shells
pedestal storage
lateral storage
hutch storage
vertical storage
bookcases
conference tables
occasional tables
guest chairs
accessories

CHERRYMAN

Jade Collection

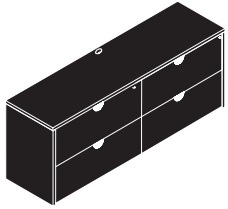
	Product Code	D	W	H	Weight lbs.	Cubic ft.	Cartons	List Price
 Desk. Double Ped. Rectangular	JA-101N. MAHO .CHER							
	<i>desk</i>	30	66	29	135	5.56	1	\$3,994
	<i>ped 2b1f</i>	24½	15½	27½	72	8.05	1	
	<i>ped 2f</i>	24½	15½	27½	71	8.05	1	
 Desk. Double Ped. Bowfront	JA-102N. MAHO .CHER							
	<i>desk</i>	36	71¾	29	171	7.08	1	\$4,320
	<i>ped 2b1f</i>	24½	15½	27½	73	8.05	1	
	<i>ped 2f</i>	24½	15½	27½	71	8.05	1	
 Credenza. Kneespace	JA-103N. MAHO .CHER							
	<i>desk</i>	35¾/39	71¾	29	178	7.68	1	\$4,425
	<i>ped 2b1f</i>	24½	15½	27½	73	8.05	1	
	<i>ped 2f</i>	24½	15½	27½	71	8.05	1	
 Credenza. Assembled. 2d / 2d	JA-104N. MAHO .CHER							
	<i>credenza</i>	20	66	29	104	5.10	1	\$3,387
	<i>ped 2b1f</i>	18½	15½	27½	62	6.27	1	
	<i>ped 2f</i>	18½	15½	27½	56	6.27	1	
 Credenza. Assembled. 2b1f / 2d / 2f	JA-105N. MAHO .CHER							
	<i>credenza</i>	20	71¾	29	108	5.52	1	\$3,478
	<i>ped 2b1f</i>	18½	15½	27½	62	6.27	1	
	<i>ped 2f</i>	18½	15½	27½	56	6.27	1	
 Credenza. Assembled. 2d / 2d	J580. MAHO .CHE							
		20	71¾	29	229	30.24	1	\$3,055
 Credenza. Assembled. 2b1f / 2d / 2f	J530. MAHO .CHE							
		20	71¾	29	240	30.12	1	\$4,100

Jade

CHERRYMAN

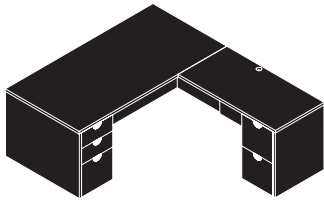
Jade Collection

Please visit our website for more typical configurations



Credenza. 2f / 2f

Product Code	D	W	H	Weight lbs.	Cubic ft.	Cartons	List Price
JA-106N. MAHO .CHER							\$4,851
<i>credenza</i>	20	71¾	29	108	5.52	1	
<i>2f</i>	18½	34⅝	27½	99	13.83	1	
<i>2f</i>	18½	34⅝	27½	99	13.83	1	



L-Desk. Rectangular
non-handed

JA-107N. MAHO .CHER	<i>left or right</i>						\$4,909
<i>desk</i>	30	66	29	135	5.56	1	
<i>ped 2b1f</i>	24½	15½	27½	73	8.05	1	
<i>return</i>	24	42	29	79	3.77	1	
<i>ped 2f</i>	18½	15½	27½	56	6.27	1	

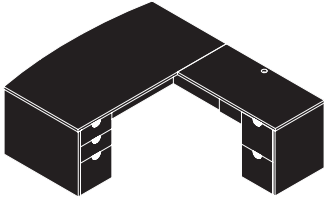
JA-108N. MAHO .CHER	<i>left or right</i>						\$5,016
<i>desk</i>	30	66	29	135	5.56	1	
<i>ped 2b1f</i>	24½	15½	27½	73	8.05	1	
<i>return</i>	24	48	29	82	3.77	1	
<i>ped 2f</i>	18½	15½	27½	56	6.27	1	

JA-109N. MAHO .CHER	<i>left or right</i>						\$5,235
<i>desk</i>	36	71¾	29	171	7.08	1	
<i>ped 2b1f</i>	24½	15½	27½	73	8.05	1	
<i>return</i>	24	42	29	79	3.77	1	
<i>ped 2f</i>	18½	15½	27½	56	6.27	1	

JA-110N. MAHO .CHER	<i>left or right</i>						\$5,342
<i>desk</i>	36	71¾	29	171	7.08	1	
<i>ped 2b1f</i>	24½	15½	27½	73	8.05	1	
<i>return</i>	24	48	29	82	3.77	1	
<i>ped 2f</i>	18½	15½	27½	56	6.27	1	

CERRYMAN

Jade Collection



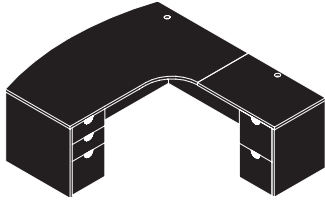
L-Desk. Bowfront
non-handed

Product Code		D	W	H	Weight lbs.	Cubic ft.	Cartons	List Price
JA-111N. MAHO	<i>left or right</i>							\$5,340
.CHER								
	<i>desk</i>	35¾/39	71¾	29	178	7.68	1	
	<i>ped 2b1f</i>	24½	15½	27½	73	8.05	1	
	<i>return</i>	24	42	29	78	3.35	1	
	<i>ped 2f</i>	18½	15½	27½	56	6.27	1	
JA-112N. MAHO	<i>left or right</i>							\$5,447
.CHER								
	<i>desk</i>	35¾/39	71¾	29	178	7.68	1	
	<i>ped 2b1f</i>	24½	15½	27½	73	8.05	1	
	<i>return</i>	24	48	29	82	3.77	1	
	<i>ped 2f</i>	18½	15½	27½	56	6.27	1	

CHERRYMAN

Jade Collection

Please visit our website for more typical configurations

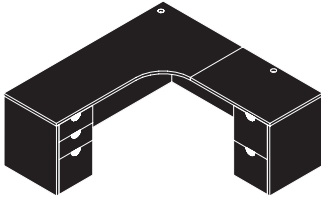


L-Desk. Bowfront CC
right variation shown

Product Code		D	W	H	Weight lbs.	Cubic ft.	Cartons	List Price
JA-113L. MAHO	<i>left</i>							\$5,523
. CHER	<i>desk</i>	30/48	71¾	29	174	8.82	1	
	<i>ped 2b1f</i>	24½	15½	27½	73	8.05	1	
	<i>return</i>	24	36	29	61	2.94	1	
	<i>ped 2f</i>	18½	15½	27½	56	6.27	1	
JA-113R. MAHO	<i>right</i>							\$5,523
. CHER	<i>desk</i>	30/48	71¾	29	174	8.82	1	
	<i>ped 2b1f</i>	24½	15½	27½	73	8.05	1	
	<i>return</i>	24	36	29	61	2.94	1	
	<i>ped 2f</i>	18½	15½	27½	56	6.27	1	
JA-114L. MAHO	<i>left</i>							\$5,611
. CHER	<i>desk</i>	30/42	71¾	29	174	8.82	1	
	<i>ped 2b1f</i>	24½	15½	27½	73	8.05	1	
	<i>return</i>	24	42	29	79	3.77	1	
	<i>ped 2f</i>	18½	15½	27½	56	6.27	1	
JA-114R. MAHO	<i>right</i>							\$5,611
. CHER	<i>desk</i>	30/42	71¾	29	174	8.82	1	
	<i>ped 2b1f</i>	24½	15½	27½	73	8.05	1	
	<i>return</i>	24	42	29	79	3.77	1	
	<i>ped 2f</i>	18½	15½	27½	56	6.27	1	
JA-115L. MAHO	<i>left</i>							\$5,718
. CHER	<i>desk</i>	30/42	71¾	29	174	8.82	1	
	<i>ped 2b1f</i>	24½	15½	27½	73	8.05	1	
	<i>return</i>	24	48	29	82	3.77	1	
	<i>ped 2f</i>	18½	15½	27½	56	6.27	1	
JA-115R. MAHO	<i>right</i>							\$5,718
. CHER	<i>desk</i>	30/42	71¾	29	174	8.82	1	
	<i>ped 2b1f</i>	24½	15½	27½	73	8.05	1	
	<i>return</i>	24	48	29	82	3.77	1	
	<i>ped 2f</i>	18½	15½	27½	55	6.27	1	

CHERRYMAN

Jade Collection



L-Credenza CC
right variation shown

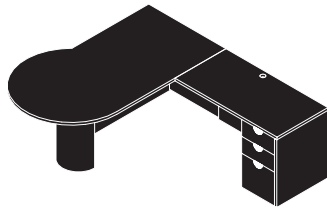
Product Code		D	W	H	Weight lbs.	Cubic ft.	Cartons	List Price
JA-116L. MAHO	<i>left</i>							\$4,808
. CHER								
	<i>credenza</i>	24/36	71¾	29	148	7.08	1	
	<i>ped 2b1f</i>	18½	15½	27½	62	6.27	1	
	<i>return</i>	24	36	29	61	2.94	1	
	<i>ped 2f</i>	18½	15½	27½	56	6.27	1	
JA-116R. MAHO	<i>right</i>							\$4,808
. CHER								
	<i>credenza</i>	24/36	71¾	29	148	7.08	1	
	<i>ped 2b1f</i>	18½	15½	27½	62	6.27	1	
	<i>return</i>	24	36	29	61	2.94	1	
	<i>ped 2f</i>	18½	15½	27½	56	6.27	1	
JA-117L. MAHO	<i>left</i>							\$4,896
. CHER								
	<i>credenza</i>	24/36	71¾	29	148	7.08	1	
	<i>ped 2b1f</i>	18½	15½	27½	62	6.27	1	
	<i>return</i>	24	42	29	79	3.77	1	
	<i>ped 2f</i>	18½	15½	27½	56	6.27	1	
JA-117R. MAHO	<i>right</i>							\$4,896
. CHER								
	<i>credenza</i>	24/36	71¾	29	148	7.08	1	
	<i>ped 2b1f</i>	18½	15½	27½	62	6.27	1	
	<i>return</i>	24	42	29	79	3.77	1	
	<i>ped 2f</i>	18½	15½	27½	56	6.27	1	
JA-118L. MAHO	<i>left</i>							\$5,003
. CHER								
	<i>credenza</i>	24/36	71¾	29	148	7.08	1	
	<i>ped 2b1f</i>	18½	15½	27½	62	6.27	1	
	<i>return</i>	24	48	29	82	3.77	1	
	<i>ped 2f</i>	18½	15½	27½	56	6.27	1	
JA-118R. MAHO	<i>right</i>							\$5,003
. CHER								
	<i>credenza</i>	24/36	71¾	29	148	7.08	1	
	<i>ped 2b1f</i>	18½	15½	27½	62	6.27	1	
	<i>return</i>	24	48	29	82	3.77	1	
	<i>ped 2f</i>	18½	15½	27½	56	6.27	1	

Jade

CHERRYMAN

Jade Collection

Please visit our website for more typical configurations



L-Desk. P-Shape
right variation shown

Product Code		D	W	H	Weight lbs.	Cubic ft.	Cartons	List Price
JA-119L. MAHO .CHER	<i>left</i>							\$4,186
	<i>desk</i>	36/42	71¾	29	156	10.57	2	
	<i>return</i>	24	42	29	79	3.77	1	
	<i>ped 2b1f</i>	18½	15½	27½	62	6.27	1	
JA-119R. MAHO .CHER	<i>right</i>							\$4,186
	<i>desk</i>	36/42	71¾	29	156	10.57	2	
	<i>return</i>	24	42	29	79	3.77	1	
	<i>ped 2b1f</i>	18½	15½	27½	62	6.27	1	
JA-120L. MAHO .CHER	<i>left</i>							\$4,293
	<i>desk</i>	36/42	71¾	29	156	10.57	2	
	<i>return</i>	24	48	29	82	3.77	1	
	<i>ped 2b1f</i>	18½	15½	27½	62	6.27	1	
JA-120R. MAHO .CHER	<i>right</i>							\$4,293
	<i>desk</i>	36/42	71¾	29	156	10.57	2	
	<i>return</i>	24	48	29	82	3.77	1	
	<i>ped 2b1f</i>	18½	15½	27½	62	6.27	1	
JA-170L. MAHO .CHER	<i>left</i>							\$4,131
	<i>desk</i>	36	71¾	29	143	8.97	2	
	<i>return</i>	24	42	29	79	3.77	1	
	<i>ped 2b1f</i>	18½	15½	27½	62	6.27	1	
JA-170R. MAHO .CHER	<i>right</i>							\$4,131
	<i>desk</i>	36	71¾	29	143	8.97	2	
	<i>return</i>	24	42	29	79	3.77	1	
	<i>ped 2b1f</i>	18½	15½	27½	62	6.27	1	
JA-171L. MAHO .CHER	<i>left</i>							\$4,238
	<i>desk</i>	36/42	71¾	29	156	10.57	2	
	<i>return</i>	24	48	29	82	3.77	1	
	<i>ped 2b1f</i>	18½	15½	27½	62	6.27	1	
JA-171R. MAHO .CHER	<i>right</i>							\$4,238
	<i>desk</i>	36/42	71¾	29	156	10.57	2	
	<i>return</i>	24	48	29	82	3.77	1	
	<i>ped 2b1f</i>	18½	15½	27½	62	6.27	1	

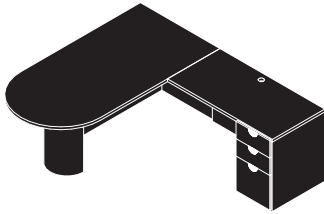


L-Desk. P-Shape.
Metal Leg / Glass Panel
right variation shown

Jade

CERRYMAN

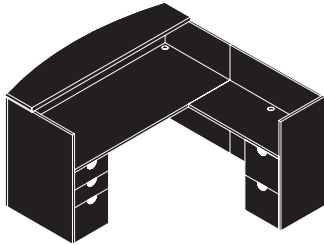
Jade Collection



L-Desk. Bullet Shape
non-handed

Product Code		D	W	H	Weight lbs.	Cubic ft.	Cartons	List Price
JA-121N. MAHO .CHER	<i>left or right</i>							\$4,019
	<i>desk</i>	36	71¾	29	156	10.57	2	
	<i>return</i>	24	42	29	79	3.77	1	
	<i>ped 2b1f</i>	18½	15½	27½	62	6.27	1	

JA-122N. MAHO .CHER	<i>left or right</i>							\$4,126
	<i>desk</i>	36	71¾	29	156	10.57	2	
	<i>return</i>	24	48	29	82	3.77	1	
	<i>ped 2b1f</i>	18½	15½	27½	62	6.27	1	



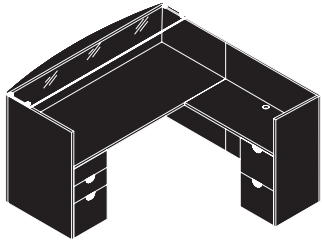
L-Desk. Bowfront. Reception
Wood Transaction Shelf
non-handed

JA-123N. MAHO .CHER	<i>left or right</i>							\$6,223
	<i>desk</i>	30/36	71¾	43	246	9.81	1	
	<i>ped 2b1f</i>	24½	15	27½	73	8.05	1	
	<i>return</i>	20	42	43	99	4.09	1	
	<i>ped 2f</i>	18½	15½	27½	56	6.27	1	

CHERRYMAN

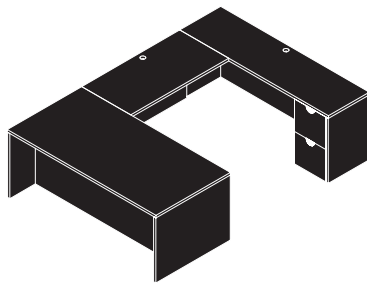
Jade Collection

Please visit our website for more typical configurations



L-Desk. Bowfront. Reception
Glass Transaction Shelf
non-handed

Product Code	D	W	H	Weight lbs.	Cubic ft.	Cartons	List Price
JA-124N. MAHO .CHER	<i>left or right</i>						\$6,403
<i>desk</i>	30/36	71¾	43	263	11.44	1	
<i>ped 2b1f</i>	24½	15	27½	73	8.05	1	
<i>return</i>	20	42	43	99	4.09	1	
<i>ped 2f</i>	18½	15½	27½	56	6.27	1	



U-Desk. Rectangular
non-handed

JA-125N. MAHO .CHER	<i>left or right</i>						\$6,114
<i>desk</i>	30	66	29	135	5.56	1	
<i>ped 2b1f</i>	24½	15	27½	73	8.05	1	
<i>bridge</i>	24	42	29	57	2.73	1	
<i>credenza</i>	20	66	29	104	5.10	1	
<i>ped 2f</i>	18½	15½	27½	56	6.27	1	

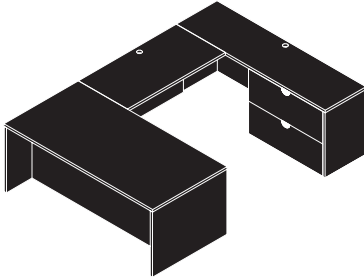
JA-126N. MAHO .CHER	<i>left or right</i>						\$6,217
<i>desk</i>	30	66	29	135	5.56	1	
<i>ped 2b1f</i>	24½	15	27½	73	8.05	1	
<i>bridge</i>	24	48	29	69	3.02	1	
<i>credenza</i>	20	66	29	104	5.10	1	
<i>ped 2f</i>	18½	15½	27½	56	6.27	1	

JA-127N. MAHO .CHER	<i>left or right</i>						\$6,531
<i>desk</i>	36	71¾	29	171	7.08	1	
<i>ped 2b1f</i>	24½	15	27½	73	8.05	1	
<i>bridge</i>	24	42	29	57	2.73	1	
<i>credenza</i>	20	71¾	29	108	5.52	1	
<i>ped 2f</i>	18½	15½	27½	56	6.27	1	

JA-128N. MAHO .CHER	<i>left or right</i>						\$6,634
<i>desk</i>	36	71¾	29	171	7.08	1	
<i>ped 2b1f</i>	24½	15	27½	73	8.05	1	
<i>bridge</i>	24	48	29	69	3.02	1	
<i>credenza</i>	20	71¾	29	108	5.52	1	
<i>ped 2f</i>	18½	15½	27½	56	6.27	1	

CERRYMAN

Jade Collection



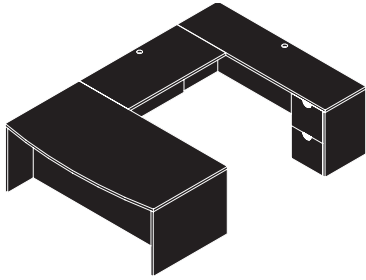
U-Desk. Rectangular
non-handed

Product Code		D	W	H	Weight lbs.	Cubic ft.	Cartons	List Price
JA-129N. MAHO	<i>left or right</i>							\$6,806
. CHER								
	<i>desk</i>	30	66	29	135	5.56	1	
	<i>ped 2b1f</i>	24½	15½	27½	73	8.05	1	
	<i>bridge</i>	24	42	29	57	2.73	1	
	<i>credenza</i>	20	66	29	104	5.10	1	
	<i>lat 2f</i>	18½	34⅝	27½	99	13.83	1	
JA-130N. MAHO	<i>left or right</i>							\$6,909
. CHER								
	<i>desk</i>	30	66	29	135	5.56	1	
	<i>ped 2b1f</i>	24½	15½	27½	73	8.05	1	
	<i>bridge</i>	24	48	29	69	3.02	1	
	<i>credenza</i>	20	66	29	104	5.10	1	
	<i>lat 2f</i>	18½	34⅝	27½	99	13.83	1	
JA-131N. MAHO	<i>left or right</i>							\$7,223
. CHER								
	<i>desk</i>	36	71¾	29	171	7.08	1	
	<i>ped 2b1f</i>	24½	15½	27½	73	8.05	1	
	<i>bridge</i>	24	42	29	57	2.73	1	
	<i>credenza</i>	20	71¾	30	108	5.52	1	
	<i>lat 2f</i>	18½	34⅝	27½	99	13.83	1	
JA-132N. MAHO	<i>left or right</i>							\$7,326
. CHER								
	<i>desk</i>	36	71¾	29	171	7.08	1	
	<i>ped 2b1f</i>	24½	15½	27½	73	8.05	1	
	<i>bridge</i>	24	48	29	69	3.02	1	
	<i>credenza</i>	20	71¾	30	108	5.52	1	
	<i>lat 2f</i>	18½	34⅝	27½	99	13.83	1	

CHERRYMAN

Jade Collection

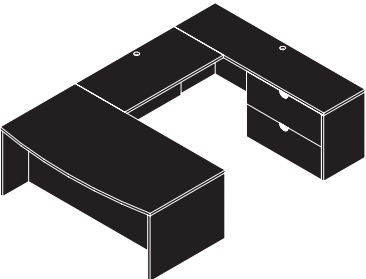
Please visit our website for more typical configurations



U-Desk. Bowfront
non-handed

Product Code	D	W	H	Weight lbs.	Cubic ft.	Cartons	List Price
JA-133N. MAHO .CHER	<i>left or right</i>						\$6,636
<i>desk</i>	35¾/39	71¾	29	178	7.68	1	
<i>ped 2b1f</i>	24½	15½	27½	73	8.05	1	
<i>bridge</i>	24	42	29	57	2.73	1	
<i>credenza</i>	20	71¾	29	108	5.52	1	
<i>ped 2f</i>	18½	15½	27½	56	6.27	1	

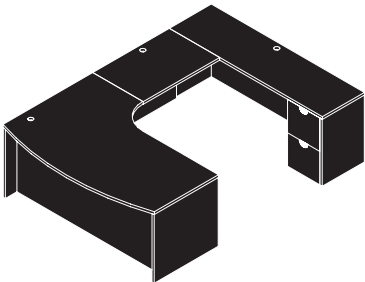
JA-134N. MAHO .CHER	<i>left or right</i>						\$6,739
<i>desk</i>	35¾/39	71¾	29	178	7.68	1	
<i>ped 2b1f</i>	24½	15½	27½	73	8.05	1	
<i>bridge</i>	24	48	29	69	3.02	1	
<i>credenza</i>	20	71¾	29	108	5.52	1	
<i>ped 2f</i>	18½	15½	27½	56	6.27	1	



U-Desk. Bowfront
non-handed

JA-135N. MAHO .CHER	<i>left or right</i>						\$7,328
<i>desk</i>	35¾/39	71¾	29	178	7.68	1	
<i>ped 2b1f</i>	24½	15½	27½	73	8.05	1	
<i>bridge</i>	24	42	29	57	2.73	1	
<i>credenza</i>	20	71¾	29	108	5.52	1	
<i>lat 2f</i>	18½	34⅝	27½	99	13.83	1	

JA-136N. MAHO .CHER	<i>left or right</i>						\$7,431
<i>desk</i>	35¾/39	71¾	29	178	7.68	1	
<i>ped 2b1f</i>	24½	15½	27½	73	8.05	1	
<i>bridge</i>	24	48	29	69	3.02	1	
<i>credenza</i>	20	71¾	29	108	5.52	1	
<i>lat 2f</i>	18½	34⅝	27½	99	13.83	1	



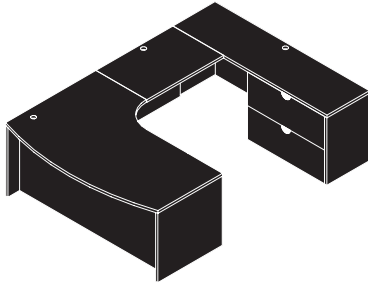
U-Desk. Bowfront CC
right variation shown

JA-137L. MAHO .CHER	<i>left</i>						\$6,869
<i>desk</i>	30/48	71¾	29	174	8.82	1	
<i>ped 2b1f</i>	24½	15½	27½	73	8.05	1	
<i>bridge</i>	24	36	29	52	2.38	1	
<i>credenza</i>	20	71¾	29	108	5.52	1	
<i>ped 2f</i>	18½	15½	27½	56	6.27	1	

JA-137R. MAHO .CHER	<i>right</i>						\$6,869
<i>desk</i>	30/48	71¾	29	174	8.82	1	
<i>ped 2b1f</i>	24½	15½	27½	73	8.05	1	
<i>bridge</i>	24	36	29	52	2.38	1	
<i>credenza</i>	20	71¾	29	108	5.52	1	
<i>ped 2f</i>	18½	15½	27½	56	6.27	1	

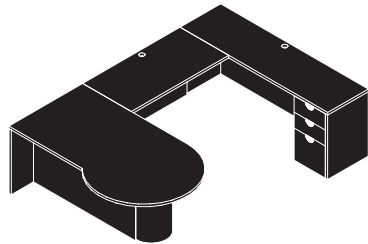
CHERRYMAN

Jade Collection



U-Desk. Bowfront CC
right variation shown

Product Code		D	W	H	Weight lbs.	Cubic ft.	Cartons	List Price
JA-138L. MAHO .CHER	<i>left</i>							\$7,561
	<i>desk</i>	30/48	71¾	29	174	8.82	1	
	<i>ped 2b1f</i>	24½	15½	27½	73	8.05	1	
	<i>bridge</i>	24	36	29	52	2.38	1	
	<i>credenza</i>	20	71¾	29	108	5.52	1	
	<i>lat 2f</i>	18½	34⅝	27½	99	13.83	1	
JA-138R. MAHO .CHER	<i>right</i>							\$7,561
	<i>desk</i>	30/48	71¾	29	174	8.82	1	
	<i>ped 2b1f</i>	24½	15½	27½	73	8.05	1	
	<i>bridge</i>	24	36	29	52	2.38	1	
	<i>credenza</i>	20	71¾	29	108	5.52	1	
	<i>lat 2f</i>	18½	34⅝	27½	99	13.83	1	



U-Desk. P-Shape
Wood Leg / Wood Panel
right variation shown

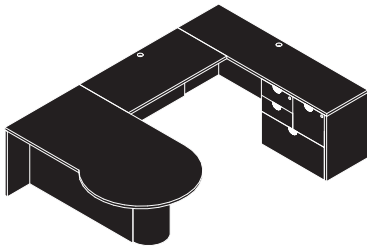
JA-139L. MAHO .CHER	<i>left</i>							\$5,482
	<i>desk</i>	36/42	71¾	29	156	11.70	2	
	<i>bridge</i>	24	42	29	57	2.73	1	
	<i>credenza</i>	20	71¾	29	108	5.52	1	
	<i>ped 2b1f</i>	18½	15½	27½	62	6.27	1	
JA-139R. MAHO .CHER	<i>right</i>							\$5,482
	<i>desk</i>	36/42	71¾	29	156	11.70	2	
	<i>bridge</i>	24	42	29	57	2.73	1	
	<i>credenza</i>	20	71¾	29	108	5.52	1	
	<i>ped 2b1f</i>	18½	15½	27½	62	6.27	1	
JA-140L. MAHO .CHER	<i>left</i>							\$5,585
	<i>desk</i>	36/42	71¾	29	156	11.70	2	
	<i>bridge</i>	24	48	29	69	3.02	1	
	<i>credenza</i>	20	71¾	29	108	5.52	1	
	<i>ped 2b1f</i>	18½	15½	27½	62	6.27	1	
JA-140R. MAHO .CHER	<i>right</i>							\$5,585
	<i>desk</i>	36/42	71¾	29	156	11.70	2	
	<i>bridge</i>	24	48	29	69	3.02	1	
	<i>credenza</i>	20	71¾	29	108	5.52	1	
	<i>ped 2b1f</i>	18½	15½	27½	62	6.27	1	

Jade

CHERRYMAN

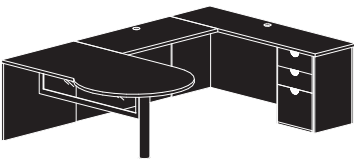
Jade Collection

Please visit our website for more typical configurations



U-Desk. P-Shape
Wood Leg / Wood Panel
right variation shown

Product Code		D	W	H	Weight lbs.	Cubic ft.	Cartons	List Price
JA-141L. MAHO .CHER	<i>left</i>							\$6,531
	<i>desk</i>	36/42	71¾	29	156	11.70	2	
	<i>bridge</i>	24	42	29	57	2.73	1	
	<i>credenza</i>	20	71¾	29	108	5.52	1	
	<i>ped 2b2f</i>	18½	30	27½	144	12.16	1	
JA-141R. MAHO .CHER	<i>right</i>							\$6,531
	<i>desk</i>	36/42	71¾	29	156	11.70	2	
	<i>bridge</i>	24	42	29	57	2.73	1	
	<i>credenza</i>	20	71¾	29	108	5.52	1	
	<i>ped 2b2f</i>	18½	30	27½	144	12.16	1	
JA-142L. MAHO .CHER	<i>left</i>							\$6,634
	<i>desk</i>	36/42	71¾	29	156	11.70	2	
	<i>bridge</i>	24	48	29	69	3.02	1	
	<i>credenza</i>	20	71¾	29	108	5.52	1	
	<i>ped 2b2f</i>	18½	30	27½	144	12.16	1	
JA-142R. MAHO .CHER	<i>right</i>							\$6,634
	<i>desk</i>	36/42	71¾	29	156	11.70	2	
	<i>bridge</i>	24	48	29	69	3.02	1	
	<i>credenza</i>	20	71¾	29	108	5.52	1	
	<i>ped 2b2f</i>	18½	30	27½	144	12.16	1	
JA-143L. MAHO .CHER	<i>left</i>							\$5,427
	<i>desk</i>	36/42	71¾	29	147	10.20	2	
	<i>bridge</i>	24	42	29	57	2.73	1	
	<i>credenza</i>	20	71¾	29	108	5.52	1	
	<i>ped 2b1f</i>	18½	15½	27½	62	6.27	1	
JA-143R. MAHO .CHER	<i>right</i>							\$5,427
	<i>desk</i>	36/42	71¾	29	147	10.20	2	
	<i>bridge</i>	24	42	29	57	2.73	1	
	<i>credenza</i>	20	71¾	29	108	5.52	1	
	<i>ped 2b1f</i>	18½	15½	27½	62	6.27	1	
JA-144L. MAHO .CHER	<i>left</i>							\$5,530
	<i>desk</i>	36/42	71¾	29	147	10.20	2	
	<i>bridge</i>	24	48	29	69	3.02	1	
	<i>credenza</i>	20	71¾	29	108	5.52	1	
	<i>ped 2b1f</i>	18½	15½	27½	62	6.27	1	
JA-144R. MAHO .CHER	<i>right</i>							\$5,530
	<i>desk</i>	36/42	71¾	29	147	10.20	2	
	<i>bridge</i>	24	48	29	69	3.02	1	
	<i>credenza</i>	20	71¾	29	108	5.52	1	
	<i>ped 2b1f</i>	18½	15½	27½	62	6.27	1	

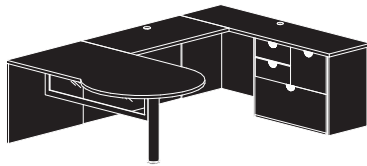


U-Desk. P-Shape.
Metal Leg / Glass Panel
right variation shown

Jade

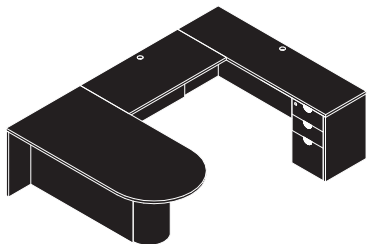
CERRYMAN

Jade Collection



U-Desk. P-Shape
Metal Leg / Glass Panel
right variation shown

Product Code		D	W	H	Weight lbs.	Cubic ft.	Cartons	List Price
JA-145L. MAHO	<i>left</i>							\$6,476
.CHER								
	<i>desk</i>	36/42	71¾	29	143	8.97	2	
	<i>bridge</i>	24	42	29	57	2.73	1	
	<i>credenza</i>	20	71¾	29	108	5.52	1	
	<i>ped 2b2f</i>	18½	30	27½	144	12.16	1	
JA-145R. MAHO	<i>right</i>							\$6,476
.CHER								
	<i>desk</i>	36/42	71¾	29	143	8.97	2	
	<i>bridge</i>	24	42	29	57	2.73	1	
	<i>credenza</i>	20	71¾	29	108	5.52	1	
	<i>ped 2b2f</i>	18½	30	27½	144	12.16	1	
JA-146L. MAHO	<i>left</i>							\$6,579
.CHER								
	<i>desk</i>	36/42	71¾	29	143	8.97	2	
	<i>bridge</i>	24	48	29	69	3.02	1	
	<i>credenza</i>	20	71¾	29	108	5.52	1	
	<i>ped 2b2f</i>	18½	30	27½	144	12.16	1	
JA-146R. MAHO	<i>right</i>							\$6,579
.CHER								
	<i>desk</i>	36/42	71¾	29	143	8.97	2	
	<i>bridge</i>	24	48	29	69	3.02	1	
	<i>credenza</i>	20	71¾	29	108	5.52	1	
	<i>ped 2b2f</i>	18½	30	27½	144	12.16	1	
JA-147N. MAHO	<i>left or right</i>							\$5,315
.CHER								
	<i>desk</i>	36	71¾	29	156	10.57	2	
	<i>bridge</i>	24	42	29	57	2.73	1	
	<i>credenza</i>	20	71¾	29	108	5.52	1	
	<i>ped 2b1f</i>	18½	15½	27½	62	6.27	1	
JA-148N. MAHO	<i>left or right</i>							\$5,418
.CHER								
	<i>desk</i>	36	71¾	29	156	10.57	2	
	<i>bridge</i>	24	48	29	69	3.02	1	
	<i>credenza</i>	20	71¾	29	108	5.52	1	
	<i>ped 2b1f</i>	18½	15½	27½	62	6.27	1	



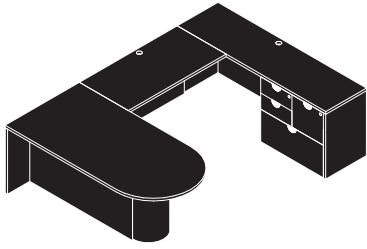
U-Desk. Bullet Shape
Wood Leg / Wood Panel
non-handed

Jade

CHERRYMAN

Jade Collection

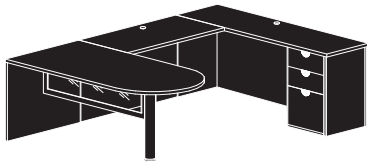
Please visit our website for more typical configurations



U-Desk. Bullet Shape
Wood Leg / Wood Panel
non-handed

Product Code	D	W	H	Weight lbs.	Cubic ft.	Cartons	List Price
JA-149N. MAHO .CHER	<i>left or right</i>						\$6,364
<i>desk</i>	36	71¾	29	156	10.57	2	
<i>bridge</i>	24	42	29	57	2.73	1	
<i>credenza</i>	20	71¾	29	108	5.52	1	
<i>ped 2b2f</i>	18½	30	27½	144	12.16	1	

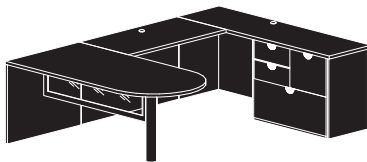
JA-150N. MAHO .CHER	<i>left or right</i>						\$6,467
<i>desk</i>	36	71¾	29	156	10.57	2	
<i>bridge</i>	24	48	29	9	3.02	1	
<i>credenza</i>	20	71¾	29	108	5.52	1	
<i>ped 2b2f</i>	18½	30	27½	144	12.16	1	



U-Desk. Bullet Shape
Metal Leg /Glass Panel
non-handed

JA-151N. MAHO .CHER	<i>left or right</i>						\$5,291
<i>desk</i>	36	71¾	29	143	8.97	2	
<i>bridge</i>	24	42	29	57	2.73	1	
<i>credenza</i>	20	71¾	29	108	5.52	1	
<i>ped 2b1f</i>	18½	15½	27½	62	6.27	1	

JA-152N. MAHO .CHER	<i>left or right</i>						\$5,394
<i>desk</i>	36	71¾	29	143	8.97	2	
<i>bridge</i>	24	48	29	69	3.02	1	
<i>credenza</i>	20	71¾	29	108	5.52	1	
<i>ped 2b1f</i>	18½	15½	27½	62	6.27	1	




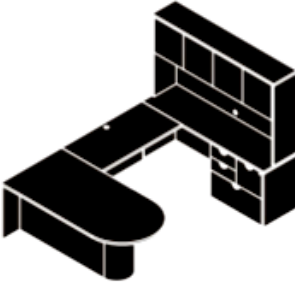
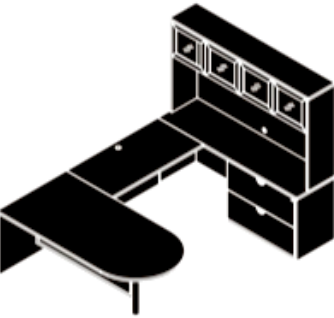
U-Desk. Bullet Shape
Metal Leg /Glass Panel
non-handed

JA-153N. MAHO .CHER	<i>left or right</i>						\$6,340
<i>desk</i>	36	71¾	29	143	8.97	2	
<i>bridge</i>	24	42	29	57	2.73	1	
<i>credenza</i>	20	71¾	29	108	5.52	1	
<i>ped 2b2f</i>	18½	30	27½	144	12.16	1	

JA-154N. MAHO .CHER	<i>left or right</i>						\$6,443
<i>desk</i>	36	71¾	29	143	8.97	2	
<i>bridge</i>	24	48	29	69	3.02	1	
<i>credenza</i>	20	71¾	29	108	5.52	1	
<i>ped 2b2f</i>	18½	30	27½	144	12.16	1	

CHERRYMAN

Jade Collection

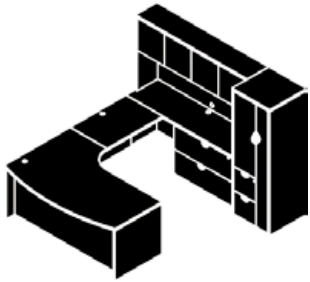
	Product Code	D	W	H	Weight lbs.	Cubic ft.	Cartons	List Price
 <p>U-Desk. Configuration non-handed (order optional tackboard separately)</p>	JA-172N. MAHO <i>left or right</i> .CHER							\$9,233
	<i>desk</i>	35¾/39	71¾	29	178	7.68	1	
	<i>ped 2b1f</i>	24½	15½	27½	73	8.05	1	
	<i>bridge</i>	24	48	29	69	3.02	1	
	<i>credenza</i>	20	71¾	29	108	5.52	1	
	<i>ped 2f</i>	18½	15½	27½	56	6.27	1	
	<i>hutch shell</i>	14	71½	42	155	30.69	1	
	<i>doors wood</i>	¾	69¼	15	11	1.41	1	
 <p>U-Desk. Configuration non-handed (order optional tackboard separately)</p>	JA-173N. MAHO <i>left or right</i> .CHER							\$8,961
	<i>desk</i>	36	71¾	29	156	10.57	2	
	<i>bridge</i>	24	48	29	9	3.02	1	
	<i>credenza</i>	20	71¾	29	108	5.52	1	
	<i>ped 2b2f</i>	18½	30	27½	144	12.16	1	
	<i>hutch shell</i>	14	71½	42	155	30.69	1	
	<i>doors wood</i>	¾	69¼	15	11	1.41	1	
	 <p>U-Desk. Configuration non-handed (order optional tackboard separately)</p>	JA-174N. MAHO <i>left or right</i> .CHER						
<i>desk</i>		36	71¾	29	143	8.97	2	
<i>bridge</i>		24	48	29	69	3.02	1	
<i>credenza</i>		20	71¾	29	108	5.52	1	
<i>lat 2f</i>		18½	34⅝	27½	99	13.83	1	
<i>hutch shell</i>		14	71½	42	155	30.69	1	
<i>doors glass</i>		¾	69¼	15	12	1.48	1	

Jade

CHERRYMAN

Jade Collection

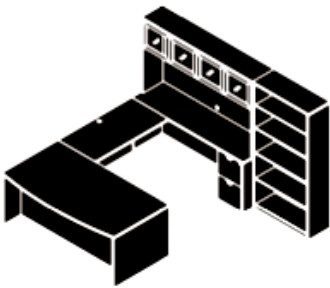
Please visit our website for more typical configurations



U-Desk. Configuration
right variation shown
[order optional tackboard
separately]

Product Code	D	W	H	Weight lbs.	Cubic ft.	Cartons	List Price
JA-175L. MAHO .CHER	<i>left</i>						\$13,588
	<i>desk</i>	30/42	71¾	29	174	8.82	1
	<i>ped 2b1f</i>	24½	15½	27½	73	8.05	1
	<i>bridge</i>	24	36	29	52	2.38	1
	<i>credenza</i>	20	71¾	29	108	5.52	1
	<i>lat 2f</i>	18½	34⅝	27½	99	13.83	1
	<i>hutch shell</i>	14	71½	42	155	30.69	1
	<i>doors wood</i>	¾	69¼	15	11	1.41	1
	<i>wardrobe</i>	24	24	70	220	30.20	1

JA-175R. MAHO .CHER	<i>right</i>						\$13,588
	<i>desk</i>	30/42	71¾	29	174	8.82	1
	<i>ped 2b1f</i>	24½	15½	27½	73	8.05	1
	<i>bridge</i>	24	36	29	52	2.38	1
	<i>credenza</i>	20	71¾	29	108	5.52	1
	<i>ped 2f</i>	18½	34⅝	27½	99	13.83	1
	<i>hutch shell</i>	14	71½	42	155	30.69	1
	<i>doors wood</i>	¾	69¼	15	11	1.41	1
	<i>wardrobe</i>	24	24	70	220	30.20	1

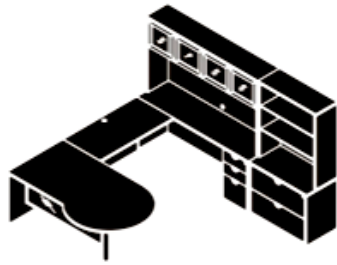


U-Desk. Configuration
non-handed
[order optional tackboard
separately]

JA-176N. MAHO .CHER	<i>left or right</i>						\$11,697
	<i>desk</i>	35¾/39	71¾	29	178	7.68	1
	<i>ped 2b1f</i>	24½	15½	27½	73	8.05	1
	<i>bridge</i>	24	48	29	69	3.02	1
	<i>credenza</i>	20	71¾	29	108	5.52	1
	<i>ped 2f</i>	18½	15½	27½	56	6.27	1
	<i>hutch shell</i>	14	71½	42	155	30.69	1
	<i>doors glass</i>	¾	69¼	15	12	1.48	1
	<i>bookcase</i>	14	36	70	156	7.72	1

CHERRYMAN

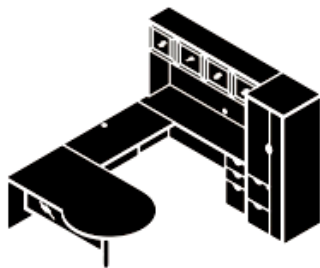
Jade Collection



U-Desk. Configuration
right variation shown

[order optional tackboard
separately]

Product Code	D	W	H	Weight lbs.	Cubic ft.	Cartons	List Price
JA-177L. MAHO left .CHER							\$11,952
desk	36/42	71¾	29	147	10.20	2	
bridge	24	48	29	69	3.02	1	
credenza	20	71¾	29	108	5.52	1	
ped 2b1f	18½	15½	27½	62	6.27	1	
hutch shell	14	71½	42	155	30.69	1	
doors glass	¾	69¼	15	12	1.48	1	
lat 2f	20	36¾	29	138	16.45	1	
hutch open	14	36	42	100	4.70	1	
JA-177R. MAHO right .CHER							\$11,952
desk	36/42	71¾	29	147	10.20	2	
bridge	24	48	29	69	3.02	1	
credenza	20	71¾	29	108	5.52	1	
ped 2b1f	18½	15½	27½	62	6.27	1	
hutch shell	14	71½	42	155	30.69	1	
doors glass	¾	69¼	15	12	1.48	1	
lat 2f	20	36¾	29	138	16.45	1	
hutch open	14	36	42	100	4.70	1	



U-Desk. Configuration
right variation shown

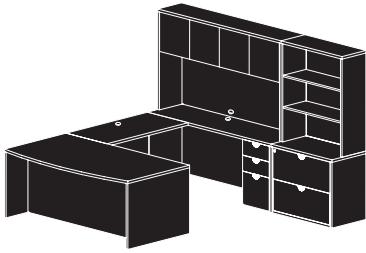
[order optional tackboard
separately]

JA-178L. MAHO left .CHER							\$11,972
desk	36/42	71¾	29	147	10.20	2	
bridge	24	48	29	69	3.02	1	
credenza	20	71¾	29	108	5.52	1	
ped 2b1f	18½	15½	27½	62	6.27	1	
hutch shell	14	71½	42	155	30.69	1	
doors glass	¾	69¼	15	12	1.48	1	
wardrobe	24	24	70	220	30.20	1	
JA-178R. MAHO right .CHER							\$11,972
desk	36/42	71¾	29	147	10.20	2	
bridge	24	48	29	69	3.02	1	
credenza	20	71¾	29	108	5.52	1	
ped 2b1f	18½	15½	27½	62	6.27	1	
hutch shell	14	71½	42	155	30.69	1	
doors glass	¾	69¼	15	12	1.48	1	
wardrobe	24	24	70	220	30.20	1	

CHERRYMAN

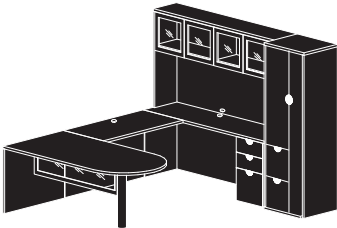
Jade Collection

Please visit our website for more typical configurations



U-Desk. Configuration
non-handed
[order optional tackboard
separately]

Product Code	D	W	H	Weight lbs.	Cubic ft.	Cartons	List Price
JA-155N. MAHO <i>left or right</i>							\$12,757
.CHER							
<i>desk</i>	35¾/39	71¾	29	178	7.68	1	
<i>ped 2b1f</i>	24½	15½	27½	73	8.05	1	
<i>bridge</i>	24	48	29	69	3.02	1	
<i>credenza</i>	20	71¾	29	108	5.52	1	
<i>ped 2b1f</i>	18½	15½	27½	62	6.27	1	
<i>hutch shell</i>	14	71½	42	155	30.69	1	
<i>doors wood</i>	¾	69¾	15	11	1.41	1	
<i>lat 2f</i>	20	36¾	29	138	16.45	1	
<i>hutch open</i>	14	36	42	100	4.70	1	

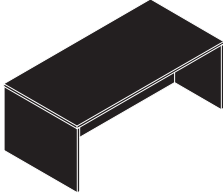







U-Desk. Configuration
non-handed
[order optional tackboard
separately]

JA-156N. MAHO <i>left or right</i>							\$11,836
.CHER							
<i>desk</i>	36	71¾	29	143	8.97	2	
<i>bridge</i>	24	48	29	69	3.02	1	
<i>credenza</i>	20	71¾	29	108	5.52	1	
<i>ped 2b1f</i>	18½	15½	27½	62	6.27	1	
<i>hutch shell</i>	14	71½	42	155	30.69	1	
<i>doors glass</i>	¾	69¾	15	12	1.48	1	
<i>wardrobe</i>	24	24	70	220	30.20	1	

CHERRYMAN


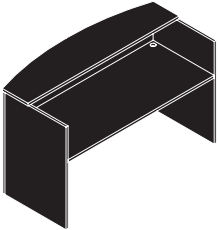
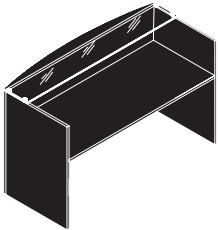
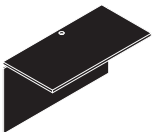
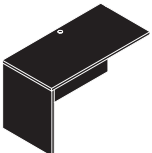
Jade Collection

	Product Code	D	W	H	Weight lbs.	Cubic ft.	Cartons	List Price
 Desk. Rectangular. Shell	J921. MAHO <i>left or right</i> . CHE	30	66	29	135	5.56	1	\$1,764
	J821. MAHO <i>left or right</i> . CHE	36	71¾	29	171	7.08	1	\$2,090
 Desk. Bowfront. Shell	J822. MAHO <i>left or right</i> . CHE	35¾/39	71¾	29	178	7.68	1	\$2,195
	J321. MAHO <i>left</i> . CHE	30/48	71¾	29	174	8.82	1	\$2,466
 Desk. Bowfront CC. Shell <i>right variation shown</i>	J322. MAHO <i>right</i> . CHE	30/48	71¾	29	174	8.82	1	\$2,466
	JA-166L. MAHO <i>left</i> . CHER	36/42	71¾	29	156	11.70	2	\$2,250
 Desk. P-Shape. Wood Leg / Wood Panel <i>right variation shown (used for left L/U desk)</i>	JA-166R. MAHO <i>right</i> . CHER	36/42	71¾	29	156	11.70	2	\$2,250
	JA-167L. MAHO <i>left</i> . CHER	36/42	71¾	29	147	9.00	2	\$2,195
 Desk. P-Shape. Metal Leg / Glass Panel <i>right variation shown (used for left L/U desk)</i>	JA-167R. MAHO <i>right</i> . CHER	36/42	71¾	29	147	9.00	2	\$2,195
	JA-168N. MAHO <i>left or right</i> . CHER	36	71¾	29	156	10.57	2	\$2,083
 Desk. Bullet Shape. Wood Leg / Wood Panel								

Jade


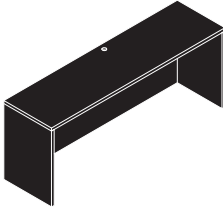
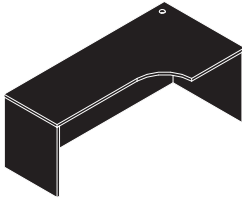
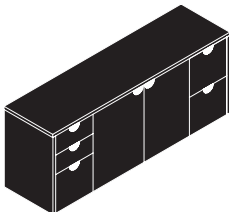
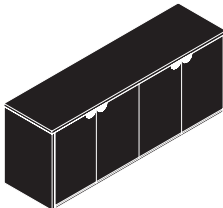
CERRYMAN

Jade Collection

	Product Code	D	W	H	Weight lbs.	Cubic ft.	Cartons	List Price
 Desk. Bullet-Shape. Metal Leg / Glass Panel	JA-169N. MAHO <i>left or right</i> .CHER	36	71¾	29	156	10.57	2	\$2,059
 Desk. Bowfront. Reception. Shell Wood Transaction Shelf	J122. MAHO <i>left or right</i> .CHE	30/36	71¾	43	246	9.81	1	\$2,816
 Desk. Bowfront. Reception. Shell Glass Transaction Shelf	J126. MAHO <i>left or right</i> .CHE	30/36	71¾	43	263	11.44	1	\$2,996
 Bridge <i>non-handed</i>	J623. MAHO <i>left or right</i> .CHE	24	36	29	52	2.38	1	\$715
	J923. MAHO <i>left or right</i> .CHE	24	42	29	57	2.73	1	\$753
	J823. MAHO <i>left or right</i> .CHE	24	48	29	69	3.02	1	\$856
 Return. Shell <i>non-handed</i>	J324. MAHO <i>left or right</i> .CHE	24	36	29	61	2.94	1	\$838
	J924. MAHO <i>left or right</i> .CHE	24	42	29	85	3.35	1	\$926
	J824. MAHO <i>left or right</i> .CHE	24	48	29	79	3.77	1	\$1,033








CERRYMAN

Jade Collection

	Product Code	D	W	H	Weight lbs.	Cubic ft.	Cartons	List Price
	J124. MAHO <i>left or right</i> . CHE	20	42	43	99	4.09	1	\$1,188
Return. Shell. Reception <i>non-handed</i>								
	J925. MAHO <i>left or right</i> . CHE	20	66	29	104	5.10	1	\$1,378
Credenza. Rectangular. Shell								
	J621. MAHO <i>left</i> . CHE	24/36	71¾	29	148	7.08	1	\$1,961
Credenza. Rectangular CC. Shell <i>right variation shown (use right return for 'L', use left return for 'U')</i>	J622. MAHO <i>right</i> . CHE	24/36	71¾	29	148	7.08	1	\$1,961
	J530. MAHO . CHE	20	71¾	29	240	30.12	1	\$4,100
Credenza. Assembled. 2b1f/2d/2f								
	J580. MAHO . CHE	20	71¾	29	229	30.24	1	\$3,055
Credenza. Assembled. 2d/2d								

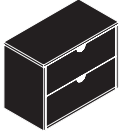
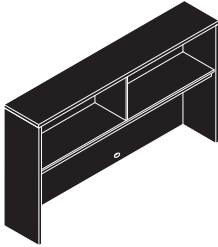

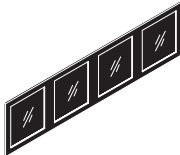
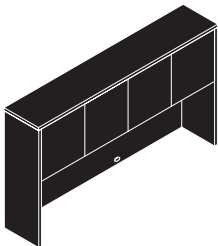
CHERRYMAN

Jade Collection

	Product Code	D	W	H	Weight lbs.	Cubic ft.	Cartons	List Price
 Storage. Ped for Desk. Assembled. 2b1f	J831. MAHO .CHE	24½	15½	27½	73	8.05	1	\$1,220
 Storage. Ped for Desk. Assembled. 2f	J832. MAHO .CHE	24½	15½	27½	71	8.05	1	\$1,010
 Storage. Ped for Credenza/Return. Assembled. 2b1f	J834. MAHO .CHE	18½	15½	27½	62	6.27	1	\$1,010
 Storage. Ped for Credenza/Return. Assembled. 2f	J833. MAHO .CHE	18½	15½	27½	56	6.27	1	\$999
 Storage. Lat for Credenza/Return. Assembled. 2f	J835. MAHO .CHE	18½	34½	27½	99	13.83	1	\$1,691
 Storage. Lat for Credenza/Return. Assembled. 2b/2f	J838. MAHO .CHE	18½	30	27½	144	12.16	1	\$2,059
 Storage. Cab.2D. Assembled	J540. MAHO .CHE	20	36¾	29	113	16.56	1	\$1,936

CHERRYMAN


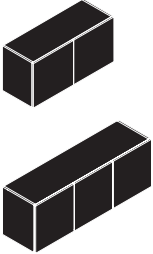

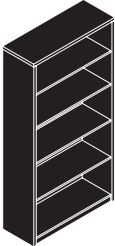
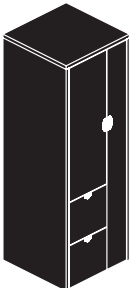
Jade Collection

	Product Code	D	W	H	Weight lbs.	Cubic ft.	Cartons	List Price
 Storage. Lat. Free Standing. Assembled. 2f	J827. MAHO .CHE	20	36¾	29	138	16.45	1	\$2,174
 Storage. Hutch. Shell. Assembled. Must order with door sets	J426. MAHO .CHE	15	71½	42	155	30.69	1	\$2,174
 Door Set. 72W. Wood	J427. MAHO .CHE	¾	69¾	15	11	1.41	1	\$320
 Door Set. 72W. Aluminum Frame/Glass	J429	¾	69¾	15	12	1.48	1	\$735
 Storage. Hutch. Wood Doors. Assembled	J926. MAHO .CHE	15	66	42	158	28.59	1	\$2,388

Jade


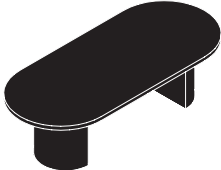
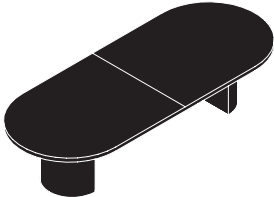



CHERRYMAN

Jade Collection

	Product Code	D	W	H	Weight lbs.	Cubic ft.	Cartons	List Price
 <p>Storage. Open Hutch. 2 Shelf</p>	J828. MAHO .CHE	14	36	42	100	4.70	1	\$1,339
 <p>Storage. Wall Mount. Assembled</p>	J100. MAHO .CHE	15	36	17	15	6.50	1	\$838
	J200. MAHO .CHE	15	48	17	18	1.19	1	\$1,114
 <p>Storage. Bookcase. 2 Shelf</p>	J828. MAHO .CHE	14	36	42	100	4.70	1	\$1,339
 <p>Storage. Bookcase. 4 Shelf</p>	J829. MAHO .CHE	14	36	70	156	7.72	1	\$2,049
 <p>Storage. Vertical. Wardrobe Combo. Assembled. 2d2f</p>	J560. MAHO .CHE	24	24	70	220	30.20	1	\$3,533

CERRYMAN

Jade Collection

	Product Code	D	W	H	Weight lbs.	Cubic ft.	Cartons	List Price
 Table. Conference. Round	JA-159N. MAHO . CHER	42	42	29	81	11.02	2	\$1,515
	JA-160N. MAHO . CHER	48	48	29	105	14.94	2	\$1,896
 Table. Conference. Racetrack	JA-161N. MAHO . CHER	36	72	29	122	11.57	3	\$2,388
	JA-162N. MAHO . CHER	42	96	29	196	18.19	3	\$2,974
 Table. Conference. Racetrack	JA-163N. MAHO . CHER	48	120	29	246	19.49	3	\$3,808
	JA-164N. MAHO . CHER	48	144	29	288	21.00	3	\$4,888
 Table. Conference. Racetrack	JA-165N. MAHO . CHER	48	168	29	366	34.26	4	\$6,219
 Table. Occasional. Square	J131. MAHO . CHE	24	24	20	34	2.25	1	\$625
 Table. Occasional. Rectangular	J132. MAHO . CHE	24	48	16	53	4.24	1	\$890

CHERRYMAN

Jade Collection



Chair. Guest. Slat Back
 seat requires attachment
 4 pcs per carton, list price is based on per chair

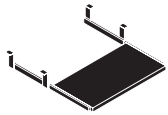
Product Code	D	W	H	Weight lbs.	Cubic ft.	Cartons	List Price
CHAIR-09 <i>matches cherry finish</i>	23	23	32	21	5.10	1	\$703/pc
CHAIR-10 <i>matches mahogany finish</i>	23	23	32	21	5.10	1	\$703/pc



Chair. Guest. Upholstered Back
 seat requires attachment
 4 pcs per carton, list price is based on per chair

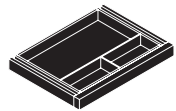
CHAIR-29 <i>matches cherry finish</i>	23	23	32	21	5.10	1	\$703/pc
CHAIR-30 <i>matches mahogany finish</i>	23	23	32	21	5.10	1	\$703/pc

Jade




Accessory. Keyboard Slide

J510. MAHO . CHE	12	26	1	14	0.91	1	\$158
-----------------------------------	----	----	---	----	------	---	--------------



Accessory. Center Drawer

J830. MAHO . CHE	14	20	1	9	0.64	1	\$118
-----------------------------------	----	----	---	---	------	---	--------------




Accessory. Presentation Board

J120. MAHO . CHE	4	48	48	112	8.82	1	\$1,983
-----------------------------------	---	----	----	-----	------	---	----------------

CERRYMAN

Jade Collection

	Product Code	D	W	H	Weight lbs.	Cubic ft.	Cartons	List Price
 <p>Accessory. Tackboard to be used with hutches only</p>	J102.GREY	1½	63	19½	11	1.05	1	\$274
	J202.LIGHT <i>for J926 hutch only</i>							
	J101.GREY	1½	68¾	19½	11	1.14	1	\$303
	J201.LIGHT <i>for J426 hutch only</i>							

CERRYMAN



Effective March 14, 2022 a 15% surcharge needs to be added to the net total of all Cherryman Classics orders. The surcharge should appear as a separate line item before the product subtotal for each Cherryman purchase order.

CHERRYMAN

Specifications | Ruby Collection

Veneer

CHERRYMAN veneers are selected from premium grade qualities. Veneers are flat cut and slip matched. Every possible effort is made to ensure color continuity. Differences can, however, occur due to the natural variations in tone and color of wood veneers. The Ruby Collection is offered in one finish:

CHER Paprika Cherry

Finish

CHERRYMAN's finish provides superior strength with enhanced stain and mar resistance for easy maintenance. Veneers are finished utilizing a satin sheen and CHERRYMAN's closed pore standard.

Samples

CHERRYMAN provides samples for all wood and laminate finishes.

Construction. tops and support panels

Tops are 1-1/8" thick and feature a solid wood profiled edge on all four sides. Both tops and panels use a 3 ply balanced construction. All support panels include adjustable levelers.

Construction. cases

All cases are constructed utilizing 3 ply balanced panels. Adjustable levelers are provided in all cases.

Construction. drawers

Drawers are constructed utilizing multi ply wood panels coated with a clear finish. All drawers are fitted with full extension, metal ball bearing slides. File drawers are provided with a filing system accommodating both letter and legal filing.

Construction. guest chairs

All guest chairs are constructed of solid hardwood. The finishes offered match the casegoods collections. The chairs are upholstered in standard black Barbadine fabric with 1000's of fabrics available as an option.

Locks

All pedestals and laterals with drawers include a front mounted gang lock. All units are keyed alike. Requests for different keying can be accommodated for an upcharge.

Pulls

The Ruby Collection finger pull matches the casegoods finish.

Grommets

Grommets for cables are provided in bridges, credenzas and hutches.

Product Assembly. wood collections

Most CHERRYMAN product is shipped in a *Ready to Assemble* state. The carton count for each item is provided in the price list.

The following items are *Ready to Assemble* with the aid of cam lock connectors and pre-drilled holes:

desks
returns / bridges
bridge credenzas / kneespace credenzas
conference tables
bookcases

The following items are *Pre Assembled* requiring placement only:

pedestal storage
lateral storage
full credenzas
vertical storage
hutch storage
wall mount storage
presentation boards

Product Ordering

Each collection is divided into a *Configurations*, followed by a *Components* section in this specification guide. For ease of ordering with one product number, the *Configurations* section lists complete units and configurations and includes:

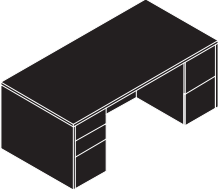
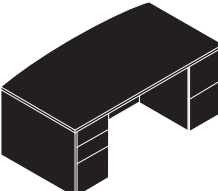
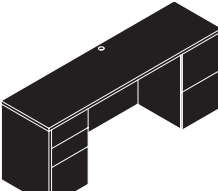

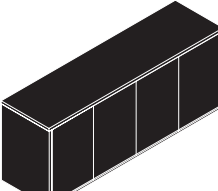
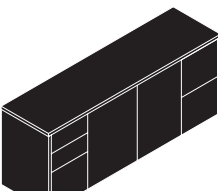
desks with pedestals
full credenzas / kneespace credenzas
L desks / U desks
U desks with hutch storage
U desks with hutch and vertical storage

The *Components* section enables the ordering of individual items where alternate storage choices and / or alternate sizes of units are required. This section includes:

desk shells
return shells
bridges
bridge credenza shells
pedestal storage
lateral storage
hutch storage
vertical storage
bookcases
conference tables
occasional tables
guest chairs
accessories

CHERRYMAN

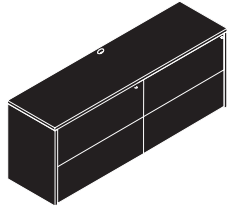
Ruby Collection

	Product Code	D	W	H	Weight lbs.	Cubic ft.	Cartons	List Price
 <p>Desk. Double Ped. Rectangular</p>	RU-201N							\$3,749
	<i>desk</i>	30	66	29	144	5.93	1	
	<i>ped 2b1f</i>	24½	15½	27½	71	7.21	1	
	<i>ped 2f</i>	24½	15½	27½	67	7.21	1	
 <p>Desk. Double Ped. Bowfront</p>	RU-202N							\$4,055
	<i>desk</i>	36	71¾	29	179	7.55	1	
	<i>ped 2b1f</i>	24½	15½	27½	71	7.21	1	
	<i>ped 2f</i>	24½	15½	27½	67	7.21	1	
 <p>Credenza. Kneespace</p>	RU-203N							\$4,158
	<i>desk</i>	35¾/39	71¾	29	180	8.20	1	
	<i>ped 2b1f</i>	24½	15½	27½	71	7.21	1	
	<i>ped 2f</i>	24½	15½	27½	67	7.21	1	
 <p>Credenza. Kneespace</p>	RU-204N							\$3,178
	<i>credenza</i>	20	66	29	104	5.45	1	
	<i>ped 2b1f</i>	18½	15½	27½	58	5.50	1	
	<i>ped 2f</i>	18½	15½	27½	58	5.50	1	
 <p>Credenza. Assembled. 2d / 2d</p>	RU-205N							\$3,266
	<i>credenza</i>	20	71¾	29	114	5.89	1	
	<i>ped 2b1f</i>	18½	15½	27½	58	5.50	1	
	<i>ped 2f</i>	18½	15½	27½	58	5.50	1	
 <p>Credenza. Assembled. 2b1f / 2d / 2f</p>	R580	20	71¾	29	239	29.56	1	\$2,866
	R530	20	71¾	29	208	29.67	1	\$3,851

CHERRYMAN

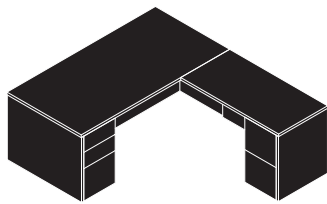
Ruby Collection

Please visit our website for more typical configurations



Credenza. 2f / 2f

Product Code	D	W	H	Weight lbs.	Cubic ft.	Cartons	List Price
RU-206N							\$4,550
<i>credenza</i>	20	71¾	29	114	5.89	1	
<i>lat 2f</i>	18½	34⅝	27½	94	13.38	1	
<i>lat 2f</i>	18½	34⅝	27½	94	13.38	1	



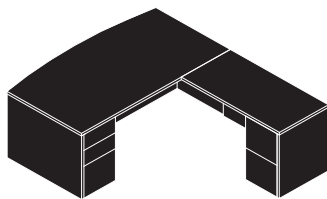
L-Desk. Rectangular
non-handed

RU-207N	<i>left or right</i>						\$4,609
<i>desk</i>	30	66	29	144	5.93	1	
<i>ped 2b1f</i>	24½	15½	27½	71	7.21	1	
<i>return</i>	24	42	29	78	3.61	1	
<i>ped 2f</i>	18½	15½	27½	56	5.50	1	

RU-208N	<i>left or right</i>						\$4,714
<i>desk</i>	30	66	29	144	5.93	1	
<i>ped 2b1f</i>	24½	15½	27½	71	7.21	1	
<i>return</i>	24	48	29	82	4.03	1	
<i>ped 2f</i>	18½	15½	27½	56	5.50	1	

RU-209N	<i>left or right</i>						\$4,915
<i>desk</i>	36	71¾	29	179	7.55	1	
<i>ped 2b1f</i>	24½	15½	27½	71	7.21	1	
<i>return</i>	24	42	29	78	3.61	1	
<i>ped 2f</i>	18½	15½	27½	56	5.50	1	

RU-210N	<i>left or right</i>						\$5,020
<i>desk</i>	36	71¾	29	179	7.55	1	
<i>ped 2b1f</i>	24½	15½	27½	71	7.21	1	
<i>return</i>	24	48	29	82	4.03	1	
<i>ped 2f</i>	18½	15½	27½	56	5.50	1	



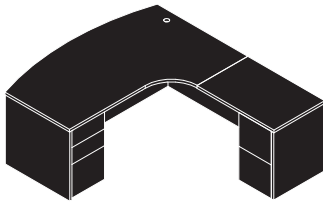
L-Desk. Bowfront
non-handed

RU-211N	<i>left or right</i>						\$5,018
<i>desk</i>	35¾/39	71¾	29	179.7	8.20	1	
<i>ped 2b1f</i>	24½	15½	27½	70.5	7.21	1	
<i>return</i>	24	42	29	78.0	3.61	1	
<i>ped 2f</i>	18½	15½	27½	55.1	5.50	1	

RU-212N	<i>left or right</i>						\$5,123
<i>desk</i>	35¾/39	71¾	29	180	8.20	1	
<i>ped 2b1f</i>	24½	15½	27½	71	7.21	1	
<i>return</i>	24	48	29	82	4.03	1	
<i>ped 2f</i>	18½	15½	27½	56	5.50	1	

CHERRYMAN

Ruby Collection



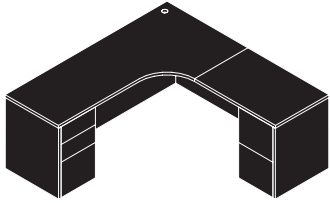
L-Desk. Bowfront CC
right variation shown

Product Code		D	W	H	Weight lbs.	Cubic ft.	Cartons	List Price
RU-213L	<i>left</i>							\$5,185
	<i>desk</i>	30/48	71¾	29	178	9.86	1	
	<i>ped 2b1f</i>	24½	15½	27½	71	7.21	1	
	<i>return</i>	24	36	29	67	3.12	1	
RU-213R	<i>right</i>							\$5,185
	<i>desk</i>	30/48	71¾	29	178	9.86	1	
	<i>ped 2b1f</i>	24½	15½	27½	71	7.21	1	
	<i>return</i>	24	36	29	67	3.12	1	
RU-214L	<i>left</i>							\$5,270
	<i>desk</i>	30/42	71¾	29	178	9.86	1	
	<i>ped 2b1f</i>	24½	15½	27½	71	7.21	1	
	<i>return</i>	24	42	29	78	3.61	1	
RU-214R	<i>right</i>							\$5,270
	<i>desk</i>	30/42	71¾	29	178	9.86	1	
	<i>ped 2b1f</i>	24½	15½	27½	71	7.21	1	
	<i>return</i>	24	42	29	78	3.61	1	
RU-215L	<i>left</i>							\$5,375
	<i>desk</i>	30/42	71¾	29	178	9.86	1	
	<i>ped 2b1f</i>	24½	15½	27½	71	7.21	1	
	<i>return</i>	24	48	29	82	4.03	1	
RU-215R	<i>right</i>							\$5,375
	<i>desk</i>	30/42	71¾	29	178	9.86	1	
	<i>ped 2b1f</i>	24½	15½	27½	71	7.21	1	
	<i>return</i>	24	48	29	82	4.03	1	
	<i>ped 2f</i>	18½	15½	27½	56	5.50	1	

CHERRYMAN

Ruby Collection

Please visit our website for more typical configurations

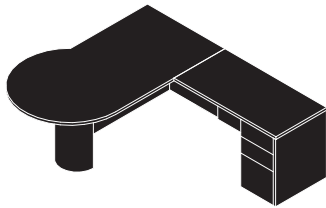


L-Credenza CC
right variation shown

Product Code		D	W	H	Weight lbs.	Cubic ft.	Cartons	List Price
RU-216L	<i>left</i>							\$4,521
	<i>credenza</i>	24/36	71¾	29	148	7.55	1	
	<i>ped 2b1f</i>	18½	15½	27½	58	5.50	1	
	<i>return</i>	24	36	29	67	3.12	1	
RU-216R	<i>ped 2f</i>	18½	15½	27½	56	5.50	1	\$4,521
	<i>right</i>							
	<i>credenza</i>	24/36	71¾	29	148	7.55	1	
	<i>ped 2b1f</i>	18½	15½	27½	58	5.50	1	
RU-217L	<i>return</i>	24	36	29	67	3.12	1	\$4,606
	<i>ped 2f</i>	18½	15½	27½	56	5.50	1	
	<i>right</i>							
	<i>credenza</i>	24/36	71¾	29	148	7.55	1	
RU-217R	<i>ped 2b1f</i>	18½	15½	27½	58	5.50	1	\$4,606
	<i>return</i>	24	42	29	78	3.61	1	
	<i>ped 2f</i>	18½	15½	27½	56	5.50	1	
	<i>right</i>							
RU-218L	<i>credenza</i>	24/36	71¾	29	148	7.55	1	\$4,711
	<i>ped 2b1f</i>	18½	15½	27½	58	5.50	1	
	<i>return</i>	24	48	29	82	4.03	1	
	<i>ped 2f</i>	18½	15½	27½	56	5.50	1	
RU-218R	<i>right</i>							\$4,711
	<i>credenza</i>	24/36	71¾	29	148	7.55	1	
	<i>ped 2b1f</i>	18½	15½	27½	58	5.50	1	
	<i>return</i>	24	48	29	82	4.03	1	
	<i>ped 2f</i>	18½	15½	27½	56	5.50	1	

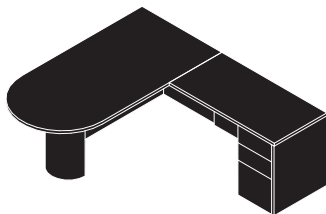
CHERRYMAN

Ruby Collection



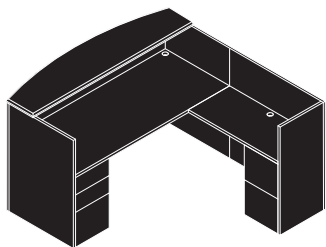
L-Desk. P-Shape
right variation shown

Product Code		D	W	H	Weight lbs.	Cubic ft.	Cartons	List Price
RU-219L	<i>left</i>							\$3,930
	<i>desk</i>	36/42	71¾	29	161	11.74	2	
	<i>return</i>	24	42	29	78	3.61	1	
RU-219R	<i>ped 2b1f</i>	18½	15½	27½	58	5.50	1	\$3,930
	<i>right</i>							
	<i>desk</i>	36/42	71¾	29	161	11.74	2	
RU-220L	<i>return</i>	24	42	29	78	3.61	1	\$4,035
	<i>ped 2b1f</i>	18½	15½	27½	58	5.50	1	
	<i>right</i>							
RU-220R	<i>desk</i>	36/42	71¾	29	161	11.74	2	\$4,035
	<i>return</i>	24	48	29	82	4.03	1	
	<i>ped 2b1f</i>	18½	15½	27½	58	5.50	1	



L-Desk. Bullet Shape
non-handed

RU-221N	<i>left or right</i>							\$3,775
	<i>desk</i>	36	71¾	29	151	10.53	2	
	<i>return</i>	24	42	29	78	3.61	1	
RU-222N	<i>ped 2b1f</i>	18½	15½	27½	58	5.50	1	\$3,880
	<i>left or right</i>							
	<i>desk</i>	36	71¾	29	151	10.53	2	
RU-223N	<i>return</i>	24	48	29	82	4.03	1	\$5,844
	<i>ped 2b1f</i>	18½	15½	27½	58	5.50	1	
	<i>left or right</i>							
RU-223N	<i>desk</i>	30/36	71¾	43	251	9.81	1	\$5,844
	<i>ped 2b1f</i>	24½	15	27½	71	7.21	1	
	<i>return</i>	22	42	43	99	4.18	1	
	<i>ped 2f</i>	18½	15½	27½	58	5.50	1	

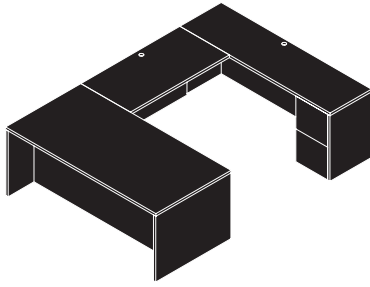


L-Desk. Bowfront. Reception
Wood Transaction Shelf
non-handed

CHERRYMAN

Ruby Collection

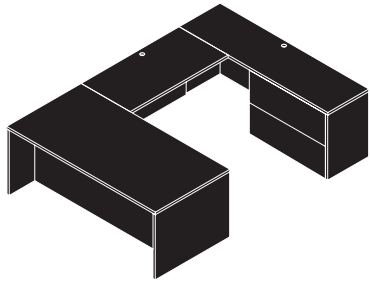
Please visit our website for more typical configurations



U-Desk. Rectangular
non-handed

Product Code		D	W	H	Weight lbs.	Cubic ft.	Cartons	List Price
RU-224N	<i>left or right</i>							\$6,127
	<i>desk</i>	36	71¾	29	179	7.55	1	
	<i>ped 2b1f</i>	24½	15½	27½	71	7.21	1	
	<i>bridge</i>	24	42	29	57	2.90	1	
	<i>credenza</i>	20	71¾	29	114	5.89	1	
	<i>ped 2f</i>	18½	15½	27½	56	5.50	1	

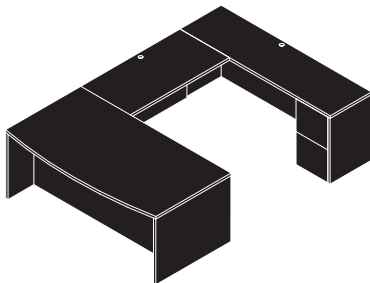
RU-225N	<i>left or right</i>							\$6,222
	<i>desk</i>	36	71¾	29	179	7.55	1	
	<i>ped 2b1f</i>	24½	15½	27½	71	7.21	1	
	<i>bridge</i>	24	48	29	66	2.98	1	
	<i>credenza</i>	20	71¾	29	114	5.89	1	
	<i>ped 2f</i>	18½	15½	27½	56	5.50	1	



U-Desk. Rectangular
non-handed

RU-226N	<i>left or right</i>							\$6,774
	<i>desk</i>	36	71¾	29	180	8.20	1	
	<i>ped 2b1f</i>	24½	15½	27½	71	7.21	1	
	<i>bridge</i>	24	42	29	57	2.90	1	
	<i>credenza</i>	20	71¾	29	114	5.89	1	
	<i>lat 2f</i>	18½	34⅝	27½	94	13.38	1	

RU-227N	<i>left or right</i>							\$6,869
	<i>desk</i>	36	71¾	29	180	8.20	1	
	<i>ped 2b1f</i>	24½	15½	27½	71	7.21	1	
	<i>bridge</i>	24	48	29	66	2.98	1	
	<i>credenza</i>	20	71¾	29	114	5.89	1	
	<i>lat 2f</i>	18½	34⅝	27½	94	13.38	1	



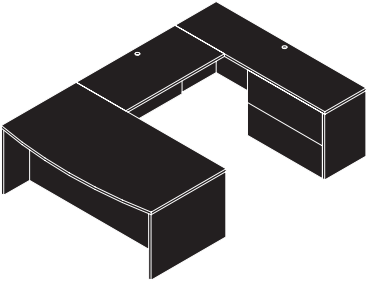
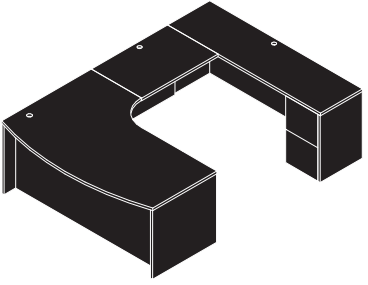
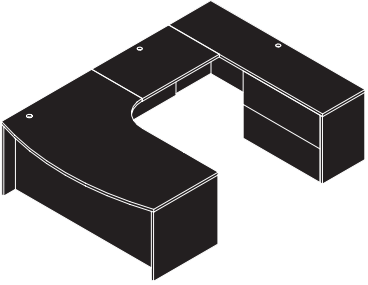
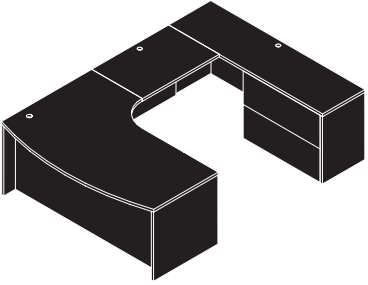
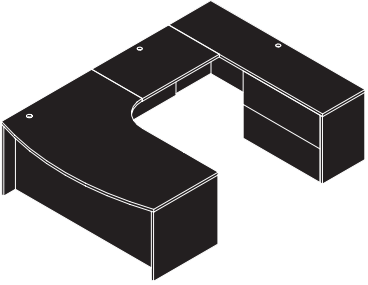
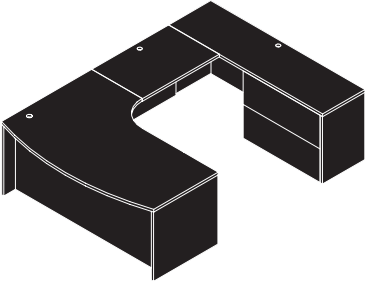
U-Desk. Bowfront
non-handed

RU-228N	<i>left or right</i>							\$6,230
	<i>desk</i>	35¾/39	71¾	29	180	8.20	1	
	<i>ped 2b1f</i>	24½	15½	27½	71	7.21	1	
	<i>bridge</i>	24	42	29	57	2.90	1	
	<i>credenza</i>	20	71¾	29	114	5.89	1	
	<i>ped 2f</i>	18½	15½	27½	56	5.50	1	

RU-229N	<i>left or right</i>							\$6,325
	<i>desk</i>	35¾/39	71¾	29	180	8.20	1	
	<i>ped 2b1f</i>	24½	15½	27½	71	7.21	1	
	<i>bridge</i>	24	48	29	66	2.98	1	
	<i>credenza</i>	20	71¾	29	114	5.89	1	
	<i>ped 2f</i>	18½	15½	27½	56	5.50	1	

CHERRYMAN

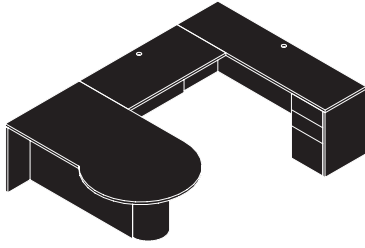
Ruby Collection

	Product Code	D	W	H	Weight lbs.	Cubic ft.	Cartons	List Price	
 <p>U-Desk. Bowfront non-handed</p>	RU-230N	<i>left or right</i>						\$6,877	
		<i>desk</i>	35¾/39	71¾	29	180	8.20		1
		<i>ped 2b1f</i>	24½	15½	27½	71	7.21		1
		<i>bridge</i>	24	42	29	57	2.90		1
		<i>credenza</i>	20	71¾	29	114	5.89		1
		<i>lat 2f</i>	18½	34⅝	27½	94	13.38		1
 <p>U-Desk. Bowfront CC right variation shown</p>	RU-231N	<i>left or right</i>						\$6,972	
		<i>desk</i>	35¾/39	71¾	29	180	8.20		1
		<i>ped 2b1f</i>	24½	15½	27½	71	7.21		1
		<i>bridge</i>	24	48	29	66	2.98		1
		<i>credenza</i>	20	71¾	29	114	5.89		1
		<i>lat 2f</i>	18½	34⅝	27½	94	13.38		1
 <p>U-Desk. Bowfront CC right variation shown</p>	RU-232L	<i>left</i>						\$6,449	
		<i>desk</i>	30/48	71¾	29	178	9.86		1
		<i>ped 2b1f</i>	24½	15½	27½	71	7.21		1
		<i>bridge</i>	24	36	29	49	2.35		1
		<i>credenza</i>	20	71¾	29	114	5.89		1
		<i>ped 2f</i>	18½	15½	27½	56	5.50		1
 <p>U-Desk. Bowfront CC right variation shown</p>	RU-232R	<i>right</i>						\$6,449	
		<i>desk</i>	30/48	71¾	29	178	9.86		1
		<i>ped 2b1f</i>	24½	15½	27½	71	7.21		1
		<i>bridge</i>	24	36	29	49	2.35		1
		<i>credenza</i>	20	71¾	29	114	5.89		1
		<i>ped 2f</i>	18½	15½	27½	56	5.50		1
 <p>U-Desk. Bowfront CC right variation shown</p>	RU-234L	<i>left</i>						\$7,096	
		<i>desk</i>	30/42	71¾	29	178	9.86		1
		<i>ped 2b1f</i>	24½	15½	27½	71	7.21		1
		<i>bridge</i>	24	36	29	49	2.35		1
		<i>credenza</i>	20	71¾	29	114	5.89		1
		<i>lat 2f</i>	18½	34⅝	27½	94	13.38		1
 <p>U-Desk. Bowfront CC right variation shown</p>	RU-234R	<i>right</i>						\$7,096	
		<i>desk</i>	30/42	71¾	29	178	9.86		1
		<i>ped 2b1f</i>	24½	15½	27½	71	7.21		1
		<i>bridge</i>	24	36	29	49	2.35		1
		<i>credenza</i>	20	71¾	29	114	5.89		1
		<i>lat 2f</i>	18½	34⅝	27½	94	13.38		1

CHERRYMAN

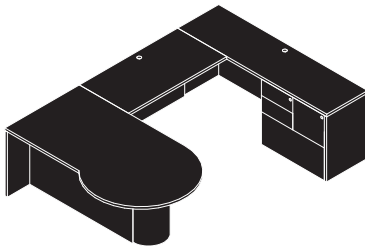
Ruby Collection

Please visit our website for more typical configurations



U-Desk. P-Shape
right variation shown

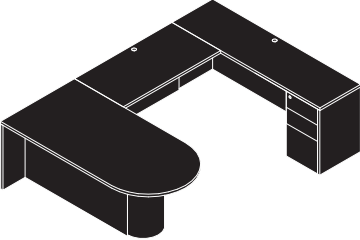
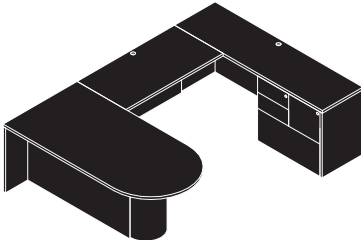
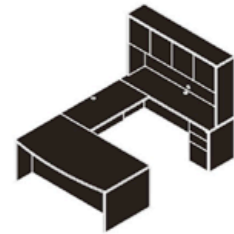
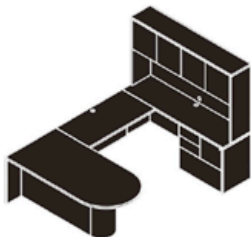

Product Code		D	W	H	Weight lbs.	Cubic ft.	Cartons	List Price
RU-236L	<i>left</i>							\$5,142
	<i>desk</i>	36/42	71¾	29	161	11.74	2	
	<i>bridge</i>	24	42	29	57	2.90	1	
	<i>credenza</i>	20	71¾	29	114	5.89	1	
RU-236R	<i>ped 2b1f</i>	18½	15½	27½	58	5.50	1	\$5,142
	<i>right</i>							
	<i>desk</i>	36/42	71¾	29	161	11.74	2	
	<i>bridge</i>	24	42	29	57	2.90	1	
RU-237L	<i>credenza</i>	20	71¾	29	114	5.89	1	\$5,237
	<i>ped 2b1f</i>	18½	15½	27½	58	5.50	1	
	<i>right</i>							
	<i>desk</i>	36/42	71¾	29	161	11.74	2	
RU-237R	<i>bridge</i>	24	48	29	66	2.98	1	\$5,237
	<i>credenza</i>	20	71¾	29	114	5.89	1	
	<i>ped 2b1f</i>	18½	15½	27½	58	5.50	1	
	<i>right</i>							
RU-238L	<i>desk</i>	36/42	71¾	29	161	11.74	2	\$6,124
	<i>bridge</i>	24	42	29	57	2.90	1	
	<i>credenza</i>	20	71¾	29	114	5.89	1	
	<i>ped 2b/2f</i>	15½	30	27½	117	12.29	1	
RU-238R	<i>right</i>							\$6,124
	<i>desk</i>	36/42	71¾	29	161	11.74	2	
	<i>bridge</i>	24	42	29	57	2.90	1	
	<i>credenza</i>	20	71¾	29	114	5.89	1	
RU-239L	<i>ped 2b/2f</i>	15½	30	27½	117	12.29	1	\$6,219
	<i>right</i>							
	<i>desk</i>	36/42	71¾	29	161	11.74	2	
	<i>bridge</i>	24	48	29	66	2.98	1	
RU-239R	<i>credenza</i>	20	71¾	29	114	5.89	1	\$6,219
	<i>ped 2b/2f</i>	15½	30	27½	117	12.29	1	
	<i>right</i>							
	<i>desk</i>	36/42	71¾	29	161	11.74	2	



U-Desk. P-Shape
right variation shown

CHERRYMAN

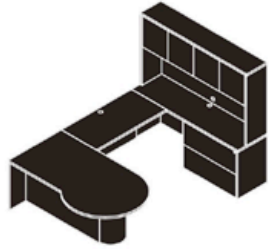
Ruby Collection

	Product Code	D	W	H	Weight lbs.	Cubic ft.	Cartons	List Price
 <p>U-Desk. Bullet Shape <i>non-handed</i></p>	RU-240N	<i>left or right</i>						\$4,987
	<i>desk</i>	36	71¾	29	151	10.53	2	
	<i>bridge</i>	24	42	29	57	2.90	1	
	<i>credenza</i>	20	71¾	29	114	5.89	1	
	<i>ped 2b1f</i>	18½	15½	27½	58	5.50	1	
 <p>U-Desk. Bullet Shape <i>non-handed</i></p>	RU-241N	<i>left or right</i>						\$5,082
	<i>desk</i>	36	71¾	29	151	10.53	2	
	<i>bridge</i>	24	48	29	66	2.98	1	
	<i>credenza</i>	20	71¾	29	114	5.89	1	
	<i>ped 2b1f</i>	18½	15½	27½	58	5.50	1	
 <p>U Station Configuration <i>non-handed</i> <i>[order optional tackboard separately]</i></p>	RU-242N	<i>left or right</i>						\$5,969
	<i>desk</i>	36	71¾	29	151	10.53	2	
	<i>bridge</i>	24	42	29	57	2.90	1	
	<i>credenza</i>	20	71¾	29	114	5.89	1	
	<i>ped 2b/2f</i>	15½	30	27½	117	12.29	1	
 <p>U Station Configuration <i>non-handed</i> <i>[order optional tackboard separately]</i></p>	RU-243N	<i>left or right</i>						\$6,064
	<i>desk</i>	36	71¾	29	151	10.53	2	
	<i>bridge</i>	24	48	29	66	2.98	1	
	<i>credenza</i>	20	71¾	29	114	5.89	1	
	<i>ped 2b/2f</i>	15½	30	27½	117	12.29	1	
 <p>U Station Configuration <i>non-handed</i> <i>[order optional tackboard separately]</i></p>	RU-256N	<i>left or right</i>						\$8,680
	<i>desk</i>	35¾/39	71¾	29	180	8.20	1	
	<i>ped 2b1f</i>	24½	15½	27½	71	7.21	1	
	<i>bridge</i>	24	48	29	66	2.98	1	
	<i>credenza</i>	20	71¾	29	114	5.89	1	
	<i>hutch</i>	14	71½	42	165	29.62	1	
	<i>ped 2b1f</i>	18½	15½	27½	58	5.50	1	
<p>U Station Configuration <i>non-handed</i> <i>[order optional tackboard separately]</i></p>	RU-257N	<i>left or right</i>						\$8,409
	<i>desk</i>	36	71¾	29	151	10.53	2	
	<i>bridge</i>	24	48	29	66	2.98	1	
	<i>credenza</i>	20	71¾	29	114	5.89	1	
	<i>ped 2b/2f</i>	15½	30	27½	117	12.29	1	
	<i>hutch</i>	14	71½	42	165	29.62	1	

CHERRYMAN

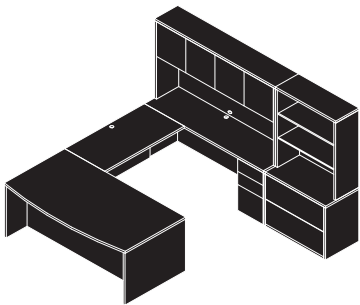
Ruby Collection

Please visit our website for more typical configurations



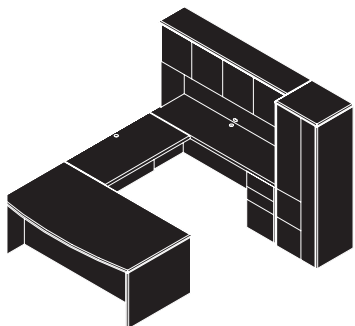
U Station Configuration
right variation shown
[order optional tackboard
separately]

Product Code		D	W	H	Weight lbs.	Cubic ft.	Cartons	List Price
RU-258L	<i>left</i>							\$8,219
	<i>desk</i>	36/42	71¾	29	161	11.74	2	
	<i>bridge</i>	24	48	29	66	2.98	1	
	<i>credenza</i>	20	71¾	29	114	5.89	1	
	<i>lat 2f</i>	20	36	29	139	15.60	1	
RU-258R	<i>right</i>							\$8,219
	<i>desk</i>	36/42	71¾	29	161	11.74	2	
	<i>bridge</i>	24	48	29	66	2.98	1	
	<i>credenza</i>	20	71¾	29	114	5.89	1	
	<i>lat 2f</i>	20	36	29	139	15.60	1	
	<i>hutch</i>	14	71½	42	165	29.62	1	



U-Desk. Configuration
non-handed
[order optional tackboard
separately]

RU-244N	<i>left or right</i>							\$11,981
	<i>desk</i>	35¾/39	71¾	29	180	8.20	1	
	<i>ped 2b1f</i>	24½	15½	27½	71	7.21	1	
	<i>bridge</i>	24	48	29	66	2.98	1	
	<i>credenza</i>	20	71¾	29	114	5.89	1	
	<i>hutch</i>	14	71½	42	165	29.62	1	
	<i>ped 2b1f</i>	18½	15½	27½	58	5.50	1	
	<i>lat 2f</i>	20	36	29	139	15.60	1	
	<i>hutch open</i>	14	36	42	100	4.77	1	



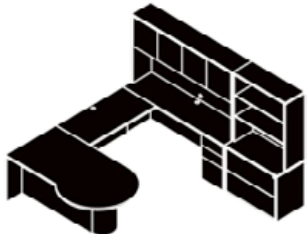



U-Desk. Configuration
non-handed
[order optional tackboard
separately]

RU-245N	<i>left or right</i>							\$11,998
	<i>desk</i>	35¾/39	71¾	29	180	8.20	1	
	<i>ped 2b1f</i>	24½	15½	27½	71	7.21	1	
	<i>bridge</i>	24	48	29	66	2.98	1	
	<i>credenza</i>	20	71¾	29	114	5.89	1	
	<i>hutch</i>	14	71½	42	165	29.62	1	
	<i>ped 2b1f</i>	18½	15½	27½	58	5.50	1	
	<i>wardrobe</i>	24	26	70	246	31.57	1	

CHERRYMAN

Ruby Collection

	Product Code	D	W	H	Weight lbs.	Cubic ft.	Cartons	List Price	
 <p>U-Desk. Configuration right variation shown [order optional tackboard separately]</p>	RU-259L	<i>left</i>						\$12,759	
		<i>desk</i>	30/42	71¾	29	178	9.86		1
		<i>ped 2b1f</i>	24½	15½	27½	71	7.21		1
		<i>bridge</i>	24	36	29	49	2.35		1
		<i>credenza</i>	20	71¾	29	114	5.89		1
		<i>lat 2f</i>	18½	34⅝	27½	94	13.38		1
		<i>hutch</i>	14	71½	42	165	29.62		1
		<i>wardrobe</i>	24	26	70	246	31.57		1
 <p>U-Desk. Configuration non-handed [order optional tackboard separately]</p>	RU-259R	<i>right</i>						\$12,759	
		<i>desk</i>	30/42	71¾	29	178	9.86		1
		<i>ped 2b1f</i>	24½	15½	27½	71	7.21		1
		<i>bridge</i>	24	36	29	49	2.35		1
		<i>credenza</i>	20	71¾	29	114	5.89		1
		<i>lat 2f</i>	18½	34⅝	27½	94	13.38		1
		<i>hutch</i>	14	71½	42	165	29.62		1
		<i>wardrobe</i>	24	26	70	246	31.57		1
 <p>U-Desk. Configuration non-handed [order optional tackboard separately]</p>	RU-260N	<i>left or right</i>						\$10,599	
		<i>desk</i>	35¾/39	71¾	29	180	8.20		1
		<i>ped 2b1f</i>	24½	15½	27½	71	7.21		1
		<i>bridge</i>	24	48	29	66	2.98		1
		<i>credenza</i>	20	71¾	29	114	5.89		1
		<i>hutch</i>	14	71½	42	165	29.62		1
		<i>ped 2b1f</i>	18½	15½	27½	58	5.50		1
		<i>bookcase</i>	14	36	70	155	7.84		1
 <p>U-Desk. Configuration right variation shown [order optional tackboard separately]</p>	RU-261L	<i>left</i>						\$10,883	
		<i>desk</i>	36/42	71¾	29	161	11.74		2
		<i>bridge</i>	24	48	29	66	2.98		1
		<i>credenza</i>	20	71¾	29	114	5.89		1
		<i>ped 2b1f</i>	18½	15½	27½	58	5.50		1
		<i>hutch</i>	14	71½	42	165	29.6		1
		<i>lat 2f</i>	20	36	29	139	15.60		1
		<i>hutch open</i>	14	36	42	100	4.77		1
<p>U-Desk. Configuration right variation shown [order optional tackboard separately]</p>	RU-261R	<i>right</i>						\$10,883	
		<i>desk</i>	36/42	71¾	29	161	11.74		2
		<i>bridge</i>	24	48	29	66	2.98		1
		<i>credenza</i>	20	71¾	29	114	5.89		1
		<i>ped 2b1f</i>	18½	15½	27½	58	5.50		1
		<i>hutch</i>	14	71½	42	165	29.6		1
		<i>lat 2f</i>	20	36	29	139	15.60		1
		<i>hutch open</i>	14	36	42	100	4.77		1

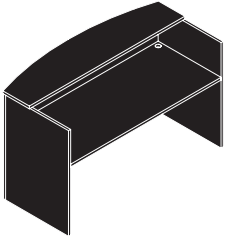


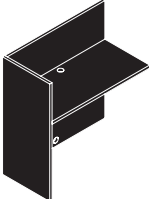
CERRYMAN

Ruby Collection

	Product Code	D	W	H	Weight lbs.	Cubic ft.	Cartons	List Price
 <p>Desk. Rectangular. Shell</p>	R921 <i>left or right</i>	30	66	29	144	5.93	1	\$1,655
	R821 <i>left or right</i>	36	71¾	29	179	7.55	1	\$1,961
 <p>Desk. Bowfront. Shell</p>	R822 <i>left or right</i>	36/39	71¾	29	180	8.2	1	\$2,064
 <p>Desk. Bowfront CC. Shell <i>right variation shown</i></p>	R321 <i>left</i>	30/48	71¾	29	178	9.86	1	\$2,316
	R322 <i>right</i>	30/48	71¾	29	178	9.86	1	\$2,316
 <p>Desk. P-Shape. Shell <i>right variation shown (used for left L/U desk)</i></p>	RU-254L <i>left</i>	36/42	71¾	29	161	11.74	2	\$2,111
	RU-254R <i>right</i>	36/42	71¾	29	161	11.74	2	\$2,111
 <p>Desk. Bullet Shape. Shell</p>	RU-255N <i>left or right</i>	36	71¾	29	151	10.53	2	\$1,956

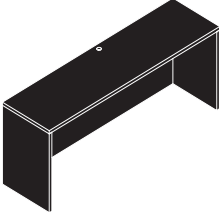
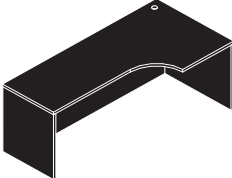
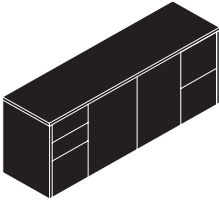
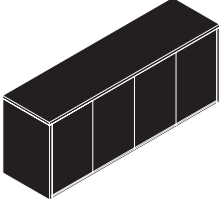


CHERRYMAN

Ruby Collection

	Product Code	D	W	H	Weight lbs.	Cubic ft.	Cartons	List Price
	R122 <i>left or right</i>	30/36	71¾	43	251	9.81	1	\$2,646
	R623 <i>left or right</i>	24	36	29	49	2.35	1	\$671
Bridge <i>non-handed</i>	R923 <i>left or right</i>	24	42	29	57	2.9	1	\$704
	R823 <i>left or right</i>	24	48	29	66	2.98	1	\$799
	R324 <i>left or right</i>	24	36	29	67	3.12	1	\$785
Return. Shell <i>non-handed</i>	R924 <i>left or right</i>	24	42	29	78	3.61	1	\$870
	R824 <i>left or right</i>	24	48	29	82	4.03	1	\$975
	R124 <i>left or right</i>	20	42	43	99	4.18	1	\$1,114
Return. Shell. Reception <i>non-handed</i>								







CHERRYMAN

Ruby Collection

	Product Code	D	W	H	Weight lbs.	Cubic ft.	Cartons	List Price
 <p>Credenza. Rectangular. Shell</p>	R925 <i>left or right</i>	20	66	29	104	5.45	1	\$1,290
	R825 <i>left or right</i>	20	71¾	29	114	5.89	1	\$1,378
 <p>Credenza. Rectangular CC. Shell <i>right variation shown (use right return for 'L', use left return for 'U')</i></p>	R621 <i>left</i>	24/36	71¾	29	148	7.55	1	\$1,848
	R622 <i>right</i>	24/36	71¾	29	148	7.55	1	\$1,848
 <p>Credenza. Assembled. 2b1f / 2d / 2f</p>	R530	20	71¾	30	239	29.56	1	\$3,851
 <p>Credenza. Assembled. 4D</p>	R580	20	71¾	30	208	29.67	1	\$2,866
 <p>Storage. Ped for Desk. Assembled. 2b1f</p>	R831	24½	15½	27½	71	7.21	1	\$1,145
 <p>Storage. Ped for Desk. Assembled. 2f</p>	R832	24½	15½	27½	67	7.21	1	\$949

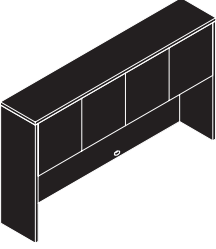




CHERRYMAN

Ruby Collection

	Product Code	D	W	H	Weight lbs.	Cubic ft.	Cartons	List Price
	R834	18½	15½	27½	58	5.5	1	\$949
Storage. Ped for Credenza / Return. Assembled. 2b1f								
	R833	18½	15½	27½	56	5.5	1	\$939
Storage. Ped for Credenza / Return. Assembled. 2f								
	R835	18½	34⅝	27½	94	13.38	1	\$1,586
Storage. Lat for Credenza / Return. Assembled. 2f								
	R838	18½	30	27½	117	12.29	1	\$1,931
Storage. Lat for Credenza / Return. Assembled. 2b/2f								
	R540	20	36¾	29	113	15.76	1	\$1,818
Storage. Cab.2D. Assembled								
	R827	20	36¾	29	139	15.6	1	\$2,043
Storage. Lat. Free Standing. Assembled. 2f								

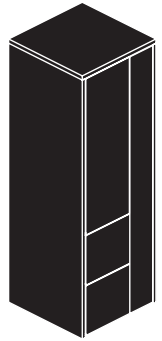
CHERRYMAN

Ruby Collection

	Product Code	D	W	H	Weight lbs.	Cubic ft.	Cartons	List Price
 <p>Storage. Hutch. Assembled</p>	R926	15	66	42	153	28.07	1	\$2,240
	R826	15	71½	42	165	29.62	1	\$2,345
 <p>Storage. Hutch. Open</p>	R828	14	36	42	100	4.77	1	\$1,258
 <p>Storage. Wall Mount. Assembled</p>	R100	15	36	17	57	6.86	1	\$785
	R200	15	48	17	74	9.10	1	\$1,044
 <p>Storage. Bookcase. 2 Shelf</p>	R828	14	36	42	100	4.77	1	\$1,258
 <p>Storage. Bookcase. 4 Shelf</p>	R829	14	36	70	155	7.84	1	\$1,919

CHERRYMAN

Ruby Collection



Storage. Vertical. Wardrobe Combo. Assembled. 2d/2f

Product Code	D	W	H	Weight lbs.	Cubic ft.	Cartons	List Price
R560	24	26	70	246	31.57	1	\$3,318



Table. Conference. Round

RU-247N	42	42	29	89	11.96	2	\$1,421
RU-248N	48	48	29	107	16.11	2	\$1,784




Table. Conference. Racetrack

RU-249N	36	72	29	144	14.10	3	\$2,240
RU-250N	42	96	29	209	20.86	3	\$2,789

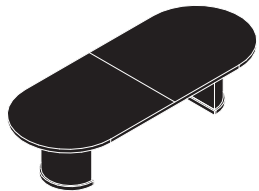


Table. Conference. Racetrack

RU-251N	48	120	29	274	22.37	3	\$3,578
RU-252N	48	144	29	319	24.22	3	\$4,593








Table. Conference. Racetrack

RU-253N	48	168	29	366	34.26	4	\$5,840
----------------	----	-----	----	-----	-------	---	----------------

Ruby

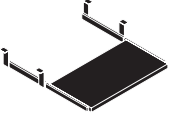
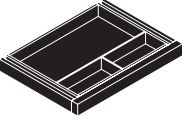


CHERRYMAN

Ruby Collection

	Product Code	D	W	H	Weight lbs.	Cubic ft.	Cartons	List Price
 <p>Table. Occasional. Square</p>	R131	24	24	20	44	1.80	1	\$584
 <p>Table. Occasional. Rectangular</p>	R132	24	48	16	64	3.60	1	\$838
 <p>Chair. Guest. Slat Back <i>seat requires attachment</i> <i>4 pcs per carton, list price is based on per chair</i></p>	CHAIR-01	23	23	32.5	21	5.10	1	\$703/pc
 <p>Chair. Guest. Upholstered Back <i>seat requires attachment</i> <i>4 pcs per carton, list price is based on per chair</i></p>	CHAIR-21	23	23	32.5	21	5.10	1	\$703/pc

CHERRYMAN

Ruby Collection

	Product Code	D	W	H	Weight lbs.	Cubic ft.	Cartons	List Price
 <p>Accessory. Keyboard Slide</p>	R510	12	26	½	12	0.96	1	\$146
 <p>Accessory. Drawer. Center</p>	R830	14	20	2	7	0.61	1	\$113
 <p>Accessory. Presentation Board</p>	R120	4¾	48	48	135	8.83	1	\$1,861
 <p>Accessory. Tackboard. Grey <i>to be used with hutches only</i></p>	R102 <i>for R926 only</i>	1½	60¾	16¾	9	0.86	1	\$260
	R101 <i>for R826 only</i>	1½	66½	16¾	10	0.94	1	\$284

CERRYMAN



Emerald

Effective March 14, 2022 a 15% surcharge needs to be added to the net total of all Cherryman Classics orders. The surcharge should appear as a separate line item before the product subtotal for each Cherryman purchase order.

CHERRYMAN

Specifications | Emerald Collection

Veneer

CHERRYMAN veneers are selected from premium grade qualities. Veneers are flat cut and slip matched. Every possible effort is made to ensure color continuity. Differences can, however, occur due to the natural variations in tone and color of wood veneers. The Emerald Collection is offered in two finishes:

MAHO Port Figured Mahogany

COGN Cognac Cherry

Finish

CHERRYMAN's finish provides superior strength with enhanced stain and mar resistance for easy maintenance. Veneers are finished utilizing a satin sheen (high luster on Cognac) and CHERRYMAN's closed pore standard.

Samples

CHERRYMAN provides samples for all wood and laminate finishes.

Construction. tops and support panels

Tops are 1-1/8" thick and feature a solid wood profiled edge on all four sides. Both tops and panels use a 3 ply balanced construction. All support panels include adjustable levelers.

Construction. cases

All cases are constructed utilizing 3 ply balanced panels. Adjustable levelers are provided in all cases.

Construction. drawers

Drawers are constructed utilizing multi ply wood panels coated with a clear finish. All drawers are fitted with full extension, metal ball bearing slides. File drawers are provided with a filing system accommodating both letter and legal filing.

Construction. guest chairs

All guest chairs are constructed of solid hardwood. The finishes offered match the casegoods collections. The chairs are upholstered in standard black Barbadine fabric with 1000's of fabrics available as an option.

Locks

All pedestals and laterals with drawers include a front mounted gang lock. All units are keyed alike. Requests for different keying can be accommodated for an upcharge.

Pulls

The Emerald Collection pull is offered in the following finishes:

metallic silver for Port Figured Mahogany

satin black for Cognac Cherry

Grommets

Grommets for cables are provided in returns, bridges, credenzas and hutches.

Product Assembly. wood collections

Most CHERRYMAN product is shipped in a *Ready to Assemble* state. The carton count for each item is provided in the price list.

The following items are *Ready to Assemble* with the aid of cam lock connectors and pre-drilled holes:

desks
returns / bridges
bridge credenzas / kneespace credenzas
conference tables
bookcases

The following items are *Pre Assembled* requiring placement only:

pedestal storage
lateral storage
full credenzas
vertical storage
hutch storage
presentation boards

Product Ordering

Each collection is divided into a *Configurations*, followed by a *Components* section in this specification guide. For ease of ordering with one product number, the *Configurations* section lists complete units and configurations and includes:


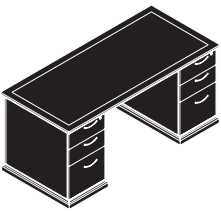
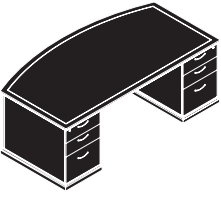
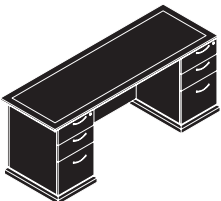
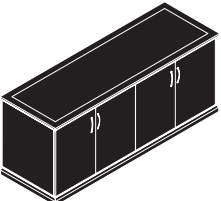
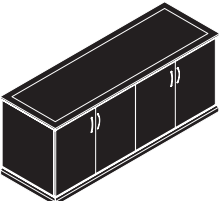
desks with pedestals
full credenzas / kneespace credenzas
L desks / U desks
U desks with hutch storage
U desks with hutch and vertical storage

The *Components* section enables the ordering of individual items where alternate storage choices and / or alternate sizes of units are required. This section includes:

desk shells
return shells
bridges
bridge credenza shells
pedestal storage
lateral storage
hutch storage
vertical storage
bookcases
conference tables
occasional tables
guest chairs
accessories

CERRYMAN

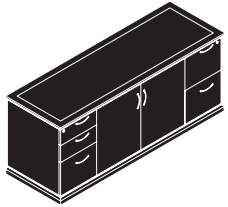
Emerald Collection

	Product Code	D	W	H	Weight lbs.	Cubic ft.	Cartons	List Price	
 <p>Desk. Table. Bowfront</p>	EM-401N. MAHO	36/42	72	30	224	19.57	2	\$5,193	
	. COGN								
 <p>Desk. Double Ped. Rectangular</p>	EM-402N. MAHO							\$6,037	
	. COGN								
	<i>desk</i>	30	66	30	96	5.31	1		
	<i>ped 2b1f</i>	28¼	15½	28½	101	11.08	1		
	<i>ped 2b1f</i>	28¼	15½	28½	101	11.08	1		
 <p>Desk. Double Ped. Bowfront</p>	EM-403N. MAHO							\$7,365	
	. COGN								
	<i>desk</i>	36	72	30	118	6.75	1		
	<i>ped 2b1f</i>	34	18½	28½	122	14.96	1		
	<i>ped 2b1f</i>	34	18½	28½	122	14.96	1		
 <p>Desk. Double Ped. Bowfront</p>	EM-404N. MAHO							\$7,554	
	. COGN								
	<i>desk</i>	36/42	72	30	136	7.76	1		
	<i>ped 2b1f</i>	34	18½	28½	122	14.96	1		
	<i>ped 2b1f</i>	34	18½	28½	122	14.96	1		
 <p>Credenza. Kneespace</p>	EM-405N. MAHO							\$8,305	
	. COGN								
	<i>desk</i>	36/42	84	30	143	9.49	1		
	<i>ped 2b1f</i>	34	18½	28½	122	14.96	1		
	<i>ped 2b1f</i>	34	18½	28½	122	14.96	1		
<p>Credenza. Assembled. 2d/2d</p>	EM-406N. MAHO							\$5,255	
	. COGN								
	<i>credenza</i>	24	72	30	89	4.99	1		
	<i>ped 2b1f</i>	22	15½	28½	84	9.04	1		
	<i>ped 2b1f</i>	22	15½	28½	84	9.04	1		
 <p>Credenza. Assembled. 2d/2d</p>	M-580.MAHO	24	72	30	247	37.72	1	\$5,320	
	NC-580.COG								

CHERRYMAN

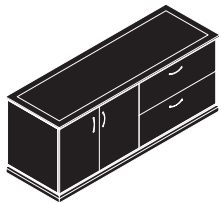
Emerald Collection

Please visit our website for more typical configurations



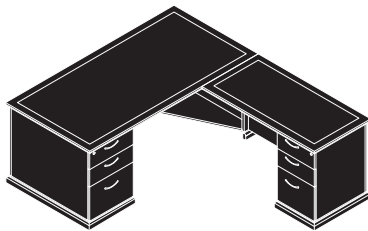
Credenza. Assembled. 2b1f / 2d / 2f

Product Code	D	W	H	Weight lbs.	Cubic ft.	Cartons	List Price
M-530. MAHO NC-530. COG	24	72	30	286	37.71	1	\$6,475



Credenza. Assembled. 2d / 2f


M-590. MAHO NC-590. COG	24	72	30	258	37.72	1	\$6,101
--	----	----	----	-----	-------	---	----------------



L-Desk. Rectangular
non-handed

EM-407N. MAHO <i>left or right</i> . COGN							
<i>desk</i>	30	66	30	96	5.31	1	\$8,169
<i>ped 2b1f</i>	28¼	15½	28½	101	11.08	1	
<i>ped false-desk</i>	28¼	15½	28½	52	12.09	1	
<i>return</i>	24	48	30	67	3.42	1	
<i>ped 2b1f</i>	22	15½	28½	84	9.04	1	

EM-408N. MAHO <i>left or right</i> . COGN							
<i>desk</i>	36	72	30	118	6.75	1	\$9,421
<i>ped 2b1f</i>	34	18½	28½	122	14.96	1	
<i>ped false-desk</i>	34	18½	28½	61	16.32	1	
<i>return</i>	24	48	30	67	3.42	1	
<i>ped 2b1f</i>	22	15½	28½	84	9.04	1	



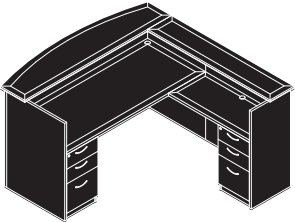
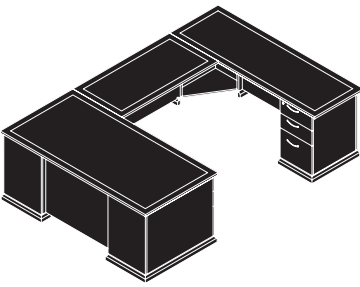
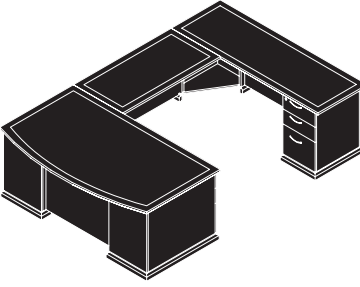
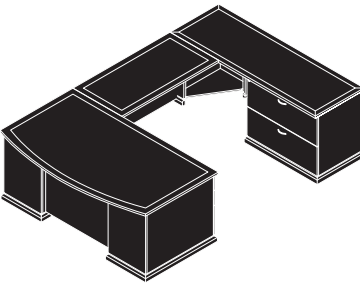
L-Desk. Bowfront
non-handed

EM-409N. MAHO <i>left or right</i> . COGN							
<i>desk</i>	36/42	72	30	136	7.76	1	\$9,610
<i>ped 2b1f</i>	34	18½	28½	122	14.96	1	
<i>ped false-desk</i>	34	18½	28½	61	16.32	1	
<i>return</i>	24	48	30	67	3.42	1	
<i>ped 2b1f</i>	22	15½	28½	84	9.04	1	

EM-410N. MAHO <i>left or right</i> . COGN							
<i>desk</i>	36/42	84	30	143	9.49	1	\$10,361
<i>ped 2b1f</i>	34	18½	28½	122	14.96	1	
<i>ped false-desk</i>	34	18½	28½	61	16.32	1	
<i>return</i>	24	48	30	67	3.42	1	
<i>ped 2b1f</i>	22	15½	28½	84	9.04	1	

CERRYMAN


Emerald Collection

	Product Code	D	W	H	Weight lbs.	Cubic ft.	Cartons	List Price
 <p>L-Desk. Bowfront. Reception non-handed</p>	EM-412N. MAHO <i>left or right</i>							\$10,308
	. COGN							
	<i>desk</i>	30/36	72	43	231	10.10	1	
	<i>ped 2b1f</i>	24½	15½	28¼	89	8.03	1	
	<i>return</i>	20	42	30	105	4.57	1	
	<i>ped 2b1f</i>	21	15½	38¼	78	6.95	1	
	<i>trans return top</i>	12¼	62	1½	28	1.64	1	
 <p>U-Desk. Rectangular non-handed</p>	EM-413N. MAHO <i>left or right</i>							\$12,398
	. COGN							
	<i>desk</i>	36	72	30	118	6.75	1	
	<i>ped 2b1f</i>	34	18½	28½	122	14.96	1	
	<i>ped false-desk</i>	34	18½	28½	61	16.32	1	
	<i>bridge</i>	24	48	30	67	3.42	1	
	<i>credenza</i>	24	72	30	89	4.99	1	
	<i>ped 2b1f</i>	22	15½	28½	84	9.04	1	
	<i>ped false-credenza</i>	22	15½	28½	46	9.86	1	
 <p>U-Desk. Bowfront non-handed</p>	EM-414N. MAHO <i>left or right</i>							\$12,587
	. COGN							
	<i>desk</i>	36/42	72	30	136	7.76	1	
	<i>ped 2b1f</i>	34	18½	28½	122	14.96	1	
	<i>ped false-desk</i>	34	18½	28½	61	16.32	1	
	<i>bridge</i>	24	48	30	67	3.42	1	
	<i>credenza</i>	24	72	30	89	4.99	1	
	<i>ped 2b1f</i>	22	15½	28½	84	9.04	1	
	<i>ped false-credenza</i>	22	15½	28½	46	9.86	1	
 <p>U-Desk. Bowfront non-handed</p>	EM-415N. MAHO <i>left or right</i>							\$13,318
	. COGN							
	<i>desk</i>	36/42	72	30	136	7.76	1	
	<i>ped 2b1f</i>	34	18½	28½	122	14.96	1	
	<i>ped false-desk</i>	34	18½	28½	61	16.32	1	
	<i>bridge</i>	24	48	30	67	3.42	1	
	<i>credenza</i>	24	72	30	89	4.99	1	
	<i>lat 2f</i>	24	36	28½	133	20.20	1	
	<i>ped false-credenza</i>	22	15½	28½	46	9.86	1	

CHERRYMAN

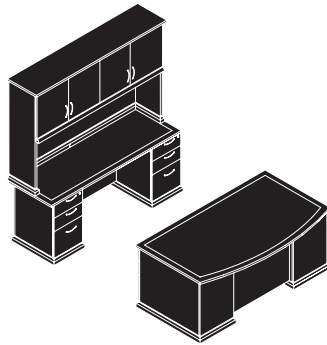
Emerald Collection

Please visit our website for more typical configurations



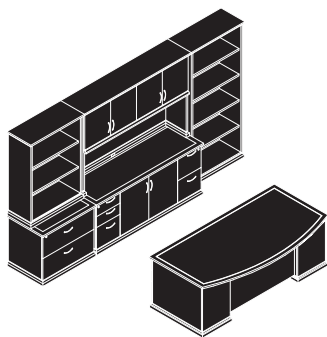
Desk. Credenza. Configuration

Product Code	D	W	H	Weight lbs.	Cubic ft.	Cartons	List Price
EM-416N. MAHO							\$15,301
.COGN							
<i>desk</i>	36/42	72	30	224	19.57	1	
<i>credenza</i>	24	72	30	89	4.99	1	
<i>ped 2b1f</i>	22	15½	28½	84	9.04	1	
<i>ped 2b1f</i>	22	15½	28½	84	9.04	1	
<i>hutch</i>	16	72	49	251	39.33	1	



Desk. Credenza. Configuration
[order optional tackboard separately]

Product Code	D	W	H	Weight lbs.	Cubic ft.	Cartons	List Price
EM-417N. MAHO							\$16,918
.COGN							
<i>desk</i>	36/42	72	30	136	7.76	1	
<i>ped 2b1f</i>	34	18½	28½	122	14.96	1	
<i>ped 2b1f</i>	34	18½	28½	122	14.96	1	
<i>credenza</i>	24	72	30	89	4.99	1	
<i>ped 2b1f</i>	22	15½	28½	84	9.04	1	
<i>ped 2b1f</i>	22	15½	28½	84	9.04	1	
<i>hutch</i>	16	72	49	222	38.94	1	

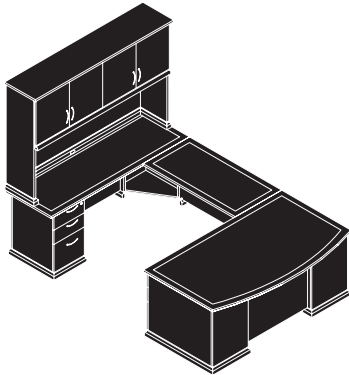


Desk. Credenza. Configuration
[order optional tackboard separately]

Product Code	D	W	H	Weight lbs.	Cubic ft.	Cartons	List Price
EM-418N. MAHO							\$26,933
.COGN							
<i>desk</i>	36/42	84	30	143	9.49	1	
<i>ped 2b1f</i>	34	18½	28½	122	14.96	1	
<i>ped 2b1f</i>	34	18½	28½	122	14.96	1	
<i>credenza</i>	24	72	30	286	37.71	1	
<i>hutch</i>	16	72	49	222	38.94	1	
<i>lat file</i>	24	36	30	136	19.91	1	
<i>bookcase</i>	16	36	49	151	6.74	1	
<i>bookcase</i>	16	36	79	197	9.35	1	

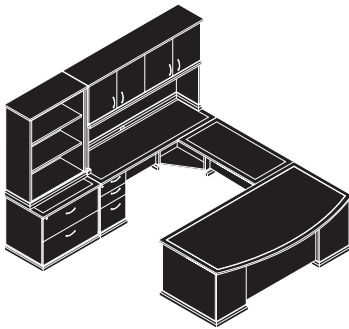
CERRYMAN

Emerald Collection



U-Desk. Configuration
non-handed
[order optional tackboard separately]

Product Code	D	W	H	Weight lbs.	Cubic ft.	Cartons	List Price
EM-419N. MAHO <i>left or right</i>							\$16,696
.COGN							
<i>desk</i>	36/42	72	30	136	7.76	1	
<i>ped 2b1f</i>	34	18½	28½	122	14.96	1	
<i>ped false-desk</i>	34	18½	28½	61	16.32	1	
<i>bridge</i>	24	48	30	72	3.53	1	
<i>credenza</i>	24	72	30	89	4.99	1	
<i>ped 2b1f</i>	22	15½	28½	84	9.04	1	
<i>ped false-credenza</i>	22	15½	28½	46	9.86	1	
<i>hutch</i>	16	72	49	222	38.94	1	


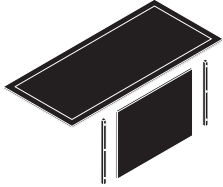

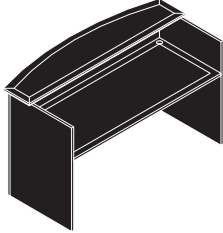

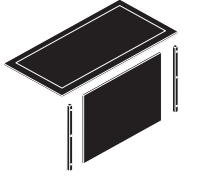


U-Desk. Configuration
non-handed
[order optional tackboard separately]

Product Code	D	W	H	Weight lbs.	Cubic ft.	Cartons	List Price
EM-420N. MAHO <i>left or right</i>							\$22,845
.COGN							
<i>desk</i>	36/42	84	30	143	9.49	1	
<i>ped 2b1f</i>	34	18½	28½	122	14.96	1	
<i>ped false-desk</i>	34	18½	28½	61	16.32	1	
<i>bridge</i>	24	48	30	72	3.53	1	
<i>credenza</i>	24	72	30	89	4.99	1	
<i>ped 2b1f</i>	22	15½	28½	84	9.04	1	
<i>ped false credenza</i>	22	15½	28½	46	9.86	1	
<i>hutch open</i>	16	72	49	222	38.94	1	
<i>lat file</i>	24	36	30	136	19.91	1	
<i>bookcase</i>	16	36	49	151	6.74	1	

CERRYMAN

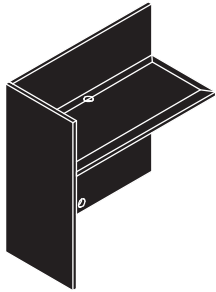
Emerald Collection

	Product Code	D	W	H	Weight lbs.	Cubic ft.	Cartons	List Price
	EM-401N. MAHO . COGN	36/42	72	30	224	19.57	2	\$5,193
Desk. Table								
	M-921. MAHO NC-921. COG	30	66	30	96	5.31	1	\$2,149
Desk. Rectangular. Top / Panel Set	M-821. MAHO NC-821. COG	36	72	30	118	6.75	1	\$2,825
	M-822. MAHO NC-822. COG	36/42	72	30	136	7.76	1	\$3,014
Desk. Bowfront. Top / Panel Set	M-422. MAHO NC-422. COG	36/42	84	30	143	9.49	1	\$3,765
	M-122. MAHO NC-122. COG	30/36	72	43	231	10.10	1	\$4,728
Desk. Bowfront. Reception. Shell								
	M-823. MAHO <i>left or right</i> NC-823. COG	24	48	30	72	3.53	1	\$1,586
Bridge. Top / Panel Set <i>non-handed</i>								
	M-824. MAHO <i>left or right</i> NC-824. COG	24	48	30	67	3.42	1	\$1,445
Return. Top / Panel Set <i>non-handed</i>								

CHERRYMAN

Emerald Collection

Product Code	D	W	H	Weight lbs.	Cubic ft.	Cartons	List Price
--------------	---	---	---	-------------	-----------	---------	------------




Return. Shell. Reception

M-124. MAHO <i>left or right</i> NC-124. COG	20	42	43	105	4.57	1	\$1,836
---	----	----	----	-----	------	---	----------------



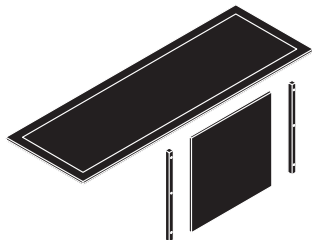
Reception Return Transaction Top

M-125. MAHO NC-125. COG	12¼	62	1½	28	1.64	1	\$809
--	-----	----	----	----	------	---	--------------



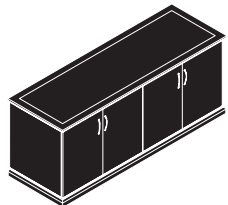
Credenza. Top Set

M-825. MAHO NC-825. COG	24	72	30	89	4.99	1	\$1,975
--	----	----	----	----	------	---	----------------



Credenza. Top Set. For Storage Lat 2f

M-425. MAHO NC-425. COG	24	72	30	83	4.98	1	\$1,801
--	----	----	----	----	------	---	----------------

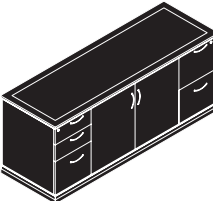
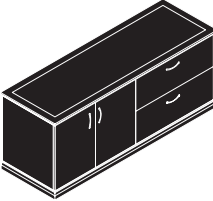






Credenza. Assembled. 2d / 2d

M-580. MAHO NC-580. COG	24	72	30	247	37.72	1	\$5,320
--	----	----	----	-----	-------	---	----------------






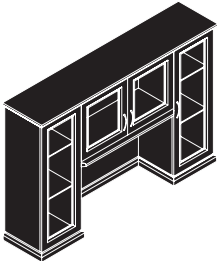
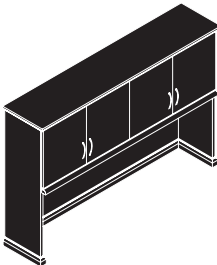
CHERRYMAN

Emerald Collection

	Product Code	D	W	H	Weight lbs.	Cubic ft.	Cartons	List Price
	M-530. MAHO NC-530. COG	24	72	30	286	37.71	1	\$6,475
Credenza. Assembled. 2b1f / 2d / 2f								
	M-590. MAHO NC-590. COG	24	72	30	258	37.72	1	\$6,101
Credenza. Assembled. 2d / 2f								
	M-836. MAHO NC-836. COG	28 $\frac{1}{4}$	15 $\frac{1}{2}$	28 $\frac{1}{2}$	101	11.08	1	\$1,944
<i>for 66" desk</i>								
Storage. Ped for Desk. Assembled. 2b1f								
	M-831. MAHO NC-831. COG	34	18 $\frac{1}{2}$	28 $\frac{1}{2}$	122	14.96	1	\$2,270
<i>for 72"/84" desk</i>								
	M-837. MAHO NC-837. COG	28 $\frac{1}{4}$	15 $\frac{1}{2}$	28 $\frac{1}{2}$	52	12.09	1	\$991
<i>for 66" desk</i>								
False Ped for Desk. Assembled								
	M-832. MAHO NC-832. COG	34	18 $\frac{1}{2}$	28 $\frac{1}{2}$	61	16.32	1	\$1,241
<i>for 72"/84" desk</i>								
	M-834. MAHO NC-834. COG	22	15 $\frac{1}{2}$	28 $\frac{1}{2}$	84	9.04	1	\$1,640
Storage. Ped for Credenza / Return. Assembled. 2b1f								
	M-833. MAHO NC-833. COG	22	15 $\frac{1}{2}$	28 $\frac{1}{2}$	46	9.86	1	\$861
False Ped for Credenza / Return. Assembled								




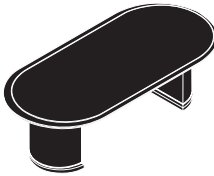
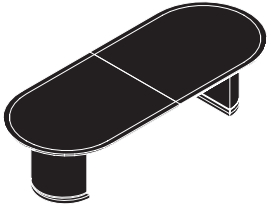
CHERRYMAN

Emerald Collection

	Product Code	D	W	H	Weight lbs.	Cubic ft.	Cartons	List Price
	M-839. MAHO NC-839. COG	24½	15½	28¼	89	8.03	1	\$1,586
Storage. Ped for Reception Desk. Assembled. 2b1f								
	M-840. MAHO NC-840. COG	21	15½	28¼	78	6.95	1	\$1,349
Storage. Ped for Reception Return. Assembled. 2b1f								
	M-835. MAHO NC-835. COG	24	36	29	132	20.20	1	\$2,545
Storage. Lat for Credenza. Assembled. 2f								
	M-540. MAHO NC-540. COG	24	36	30	126	19.91	1	\$2,816
Storage. Cab. Free Standing. Assembled. 2d								
	M-827. MAHO NC-827. COG	24	36	30	136	19.91	1	\$3,240
Storage. Lat. Free Standing. Assembled. 2f								
	M-550. MAHO NC-550. COG	15	72	49	251	39.33	1	\$4,853
Storage. Hutch. Glass Doors. Assembled								
	M-826. MAHO NC-826. COG	15	72	49	222	38.94	1	\$4,109
Storage. Hutch. Wood Doors. Assembled								





CERRYMAN

Emerald Collection

	Product Code	D	W	H	Weight lbs.	Cubic ft.	Cartons	List Price
 <p>Storage. Bookcase / Open Hutch. 2 Shelf</p>	M-828. MAHO	15	36	49	151	6.74	1	\$2,158
	NC-828. COG							
 <p>Storage. Bookcase. 4 Shelf</p>	M-829. MAHO	15	36	79	197	9.35	1	\$2,646
	NC-829. COG							
 <p>Table. Conference. Round</p>	EM-421N. MAHO . COGN	48	48	30	106	20.53	2	\$3,140
 <p>Table. Conference. Racetrack</p>	EM-422N. MAHO . COGN	36	72	30	165	13.51	3	\$4,458
	EM-423N. MAHO . COGN	42	96	30	225	20.85	3	\$5,301
 <p>Table. Conference. Racetrack</p>	EM-424N. MAHO . COGN	48	120	30	279	102.95	3	\$6,541
	EM-425N. MAHO . COGN	48	144	30	321	23.45	3	\$7,705

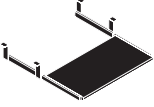
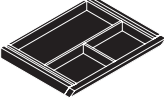


CHERRYMAN

Emerald Collection

	Product Code	D	W	H	Weight lbs.	Cubic ft.	Cartons	List Price
 <p>Table. Conference. Racetrack</p>	EM-426N. MAHO . COGN	48	168	30	461	41.64	4	\$9,955
 <p>Table. Occasional. Square</p>	M-131. MAHO NC-131. COG	24	24	20	46	3.53	1	\$1,028
 <p>Chair. Guest <i>seat requires attachment</i> <i>4 pcs per carton, list price is based on per chair</i></p>	CHAIR-04 <i>matches cognac finish</i> CHAIR-05 <i>matches mahogany finish</i>	23	23	32.5	21	5.10	1	\$703/pc
 <p>Chair. Guest. Upholstered Back <i>seat requires attachment</i> <i>4 pcs per carton, list price is based on per chair</i></p>	CHAIR-24 <i>matches cognac finish</i> CHAIR-25 <i>matches mahogany finish</i>	23	23	32.5	21	5.10	1	\$703/pc

CERRYMAN

Emerald Collection

	Product Code	D	W	H	Weight lbs.	Cubic ft.	Cartons	List Price
 Accessory. Keyboard Slide	M-510. MAHO NC-510. COG	12	26	1	14	0.94	1	\$424
 Accessory. Center Drawer	M-830. MAHO NC-830. COG	14	20	2	10	0.66	1	\$195
 Accessory. Presentation Board	M-120. MAHO NC-120. COG	6	48	48	129	11.61	1	\$3,280
 Accessory. Tackboard. Grey <i>to be used with hutches only</i>	N101 <i>for M-826 & NC-826 hutch only</i>	1½	67 ¼	21 ½	13	1.3	1	\$409



Effective March 14, 2022 a 15% surcharge needs to be added to the net total of all Cherryman Classics orders. The surcharge should appear as a separate line item before the product subtotal for each Cherryman purchase order.

Accessories

CHERRYMAN


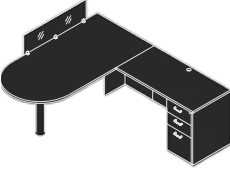

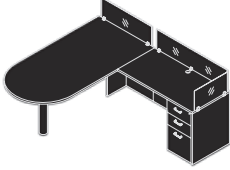

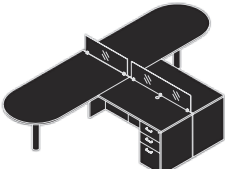
Specifications | Accessories

Privacy Screens

- Privacy screens can be added as needed anytime and are retrofittable. Available in 21", 27", 32", 39" and 45" widths and 11" high
- Made of 5mm translucent virgin acrylic in frosted white
- Clamp finish is anodized aluminum
- Designed for Amber, Verde and Jade

CHERRYMAN

Accessories

	Product Code	D	W	H	Weight lbs.	Cubic ft.	Cartons	List Price
 <p>Clamps for privacy screens for the front of desk, only works with 39" acrylic screen for desk lengths 48", 60", 66" and 71"</p>	UCLAMP-TE <i>(3 pcs per set)</i>	1½	1¾	2½	1	0.02	1	\$49/set
 <p>Desk Front Mount</p>								
 <p>Clamps for privacy screens for the side of desk where the side panel and modesty panels are flush with the top, works with 21", 27", 32", 39" and 45" acrylic screens for desk depths or lengths 24", 30", 35", 43" and 48"</p>	UCLAMP-SM <i>(3 pcs per set)</i>	1½	1¾	2¾	1	0.02	1	\$49/set
 <p>Single Desk (Station) Side Mount</p>								
 <p>Clamps for privacy screens at the center of two workstations side by side, works with 21", 27", 32", 39" and 45" acrylic screens for desk depths or lengths 24", 30", 35", 42" and 48"</p>	UCLAMP-CM <i>(3 pcs per set)</i>	1¾	2¾	2	1	0.02	1	\$49/set
 <p>Desks (Stations) Center Mount</p>								

* All clamps only work with tops up to 1½" thick


CERRYMAN

Accessories



Privacy Screen

*install with 2 clamps
(must order clamp separately)*



Privacy Screen

*install with 3 clamps
(must order clamp separately)*

Product Code	D	W	H	Weight lbs.	Cubic ft.	Cartons	List Price
UAS2111	¼	21	11	2	0.08	1	\$138
UAS2711	¼	27	11	3	0.10	1	\$173
UAS3211	¼	32	11	3	0.12	1	\$205
UAS3911	¼	39	11	4	0.15	1	\$240
UAS4511	¼	45	11	5	0.17	1	\$280

Effective March 14, 2022 a 15% surcharge needs to be added to the net total of all Cherryman Classics orders. The surcharge should appear as a separate line item before the product subtotal for each Cherryman purchase order.

Seating



CHERRYMAN

Specifications | Seating

Zetto

Frame: Available in black frame with matching black mesh and arm pads.

Mechanism: Advanced Synchro-Tilt with seat slider adjustment (2")

Tilt: 5 lock positions with side tension crank.

Height adjustments: Pneumatic seat height adjustment (4").

Components: User guide for personal adjustment.

Finish: Nylon 5 star base.

Arms: Height adjustable (2.75"), arm pad slider (2.75") and arm pad pivot.

Seat: 2" thick polyurethane contoured seat.

Upholstery: Seat upholstered in Pre-Configured Barbadine Black fabric.

Durability: Textile durability for seat and back mesh, 100,000 doublerubs. Passes Cal Technical Bulletin 117-2013.

Certification: ANSI/BIFMA X5.1 General Purpose Office Chair certified.

Recycling content: 36% post-consumer (PC) & 18% preconsumer (PI) aggregate recycled content.

Dimensions: width: (at arms) 27"; (between arms) 20"; height: 39.5"-43.5"; seat height: 18"-22"; seat depth: 17.5"-19.75"; seat to top of back: 21.5".

Weight capacity: 275 lbs.

Shipping weight: 46.3 lbs.

Ships: Ready to assemble to minimize transportation carbon footprint.

Limited lifetime warranty

CERRYMAN

Seating



Product Code		D	W	H	Weight lbs.	Cubic ft.	Cartons	List Price
ZET106B	Overall	23-25¼	27	39½ - 43½	46.3	5.22	1	\$768
	Seat	17½-19¾	20	18 - 22				
	Back	n/a	20	21½				
	Carton	13	28¾	25¾				



SOFTCASTERS-01	Overall	2¼	2¼	3¼	1.5	0.07	1	\$65/set
	Carton	4	11½	2½				

Soft Casters
5 pcs/set
for Zetto Chairs

CHERRYMAN

Textiles

SEATING TEXTILES

CHAIR	STANDARD SEAT CUSHION	STANDARD SEAT BACK
WOOD GUEST CHAIR W/ UPHOLSTERED BACK FOR VERDE	BLACK SYNTHETIC LEATHER	BLACK SYNTHETIC LEATHER
WOOD GUEST CHAIR W/ UPHOLSTERED BACK FOR AMBER, RUBY, JADE, EMERALD	BARBADINE BLACK	BARBADINE BLACK
WOOD GUEST CHAIR W/ SLAT & LATTICE BACK FOR AMBER, RUBY, JADE, EMERALD	BARBADINE BLACK	N/A
ZETTO BLACK FRAME	BARBADINE BLACK	MESH 103 GRAPHITE

www.cherrymanindustries.com 888.471.1616